

Monte Carlo Simulations of Antiferromagnetic Small Particles

Vanessa S. Leite and Wagner Figueiredo

Departamento de Física, Universidade Federal de Santa Catarina, 88040-900, Florianópolis, SC, Brazil

Received on 9 August, 2004

We performed Monte Carlo simulations considering two different models for antiferromagnetic small particles with Ising spins. The spins of the particle are disposed at the sites of the two dimensional arrays with coordination numbers $z = 4$ and $z = 6$, around a central spin. The core spins interact antiferromagnetically and the spins at the surface of the particle are disordered. In the first model, we consider an antiferromagnetic core surrounded by a disordered surface of the spin-glass type. In the second model, the core is still antiferromagnetic, but some bonds at the surface are broken. We determined the hysteresis curves, the zero-field-cooling (ZFC) and field-cooling (FC) curves. We have shown that the model with a disordered surface of the spin-glass type fits better the experimental measurements determined for the antiferromagnetic nanoparticles.

Recently, the antiferromagnetic small particles have received great attention due to their special behavior in the presence of external magnetic fields. For these particles, the traditional analysis of the antiferromagnetism based on a division of the lattice in two or more interpenetrating sublattices, can not be applied due to the lack of symmetry. The finite size effects are inherent to these small particles, and the observed reduction in the coordination number of the surface spins causes fundamental changes in the magnetic order of the whole particle [1, 2].

Recent experiments [3, 4, 5] are consistent with the idea that these small particles are formed by a core, where the spins interact antiferromagnetically, and it is surrounded by a magnetic disordered shell. The disorder of the spins at the surface induces a weak ferromagnetic ordering of the spins in the antiferromagnetic core. This behavior has been observed in ferrimagnetic nanoparticles [1].

In this work we report some results on the magnetic properties of the antiferromagnetic small particles through Monte Carlo simulations in square and hexagonal lattices. In this study we considered an Ising spin model to describe the magnetic properties of the antiferromagnetic small particle. We also take two different types of disorder at the surface of the particle. In the first case the disorder is of the spin-glass type, while in the second case, we take some broken bonds at the surface.

Our model for the small particle consists of a two-dimensional arrangement of spins, disposed in concentric shells of the square and hexagonal lattices [6]. We assume that the small particle has a large uniaxial anisotropy, and the spins can point only in a single direction. We considered particles with six shells, where the ratio between the surface and core spins is around 0.30. The Hamiltonian model for the antiferromagnetic particle is written as

$$\mathcal{H} = - \sum_{\langle ij \rangle} J_{ij} \sigma_i \sigma_j - H \sum_i \sigma_i, \quad (1)$$

where H is the external magnetic field, and J_{ij} is the ex-

change interaction between pairs of nearest neighbor spins. The spin variables are the Ising ones with the values $\sigma_i = \pm 1$. J_{ij} assumes the value $J_{ij} = J$, with $J < 0$, when σ_i and σ_j are spins in the core of the particle. The core includes the central spin and all spins up to the fifth shell. For the spins at the surface (sixth shell in our model), the value of J_{ij} is given in the first model, where the surface is modeled by a spin-glass disordered structure, by

$$P_s(J_{ij}) = \frac{1}{2} [\delta(J_{ij} + J) + \delta(J_{ij} - J)], \quad (2)$$

where $\delta(x)$ is the Dirac's delta function. For the second model, where the surface is modeled by a layer of broken bonds, we have

$$P_s(J_{ij}) = x\delta(J_{ij}) + (1 - x)\delta(J_{ij} + J), \quad (3)$$

where x is the fraction of broken bonds.

We used the standard importance sampling techniques to simulate the model described above. Configurations are generated by randomly choosing spins of the particle, and flipping them once a time, according to the Metropolis algorithm [7]. In each Monte Carlo step (MCs), we performed a complete sweep through the particle. In order to get reliable results, we performed around 5000 MCs , where the first 1000 were discarded due to the thermalization process. We also considered averages over 100 different particles in our calculations.

We started our investigation considering the hysteresis loops of the small particles at different temperatures. The loops have been computed by starting from a demagnetized state at $H = 0$. Then, after we reach the saturated state, the magnetic field is reduced in uniform steps ($\delta H = 0.10J$), first downward from high values (positive saturation), and then upward by reversing the field.

In Fig. 1 we show, for the model of small particles with spin-glass disorder at the surface, the typical curves at low (a) and intermediate (b) temperatures. For these temperatures, we can note that the curves are not symmetrical with

respect to the external field. Actually, all the curves for which $T < 4.5J/k_B$ exhibit this characteristic behavior. For the curves at temperatures above this value, the loops are symmetrical and are typical of paramagnetic states. For very low temperatures, that is, for $T \leq 0.6J/k_B$, besides the shifted loops, the curves also indicate the presence of the hysteresis phenomena, as we can see in Fig. 1(a), for $T = 0.5J/k_B$.

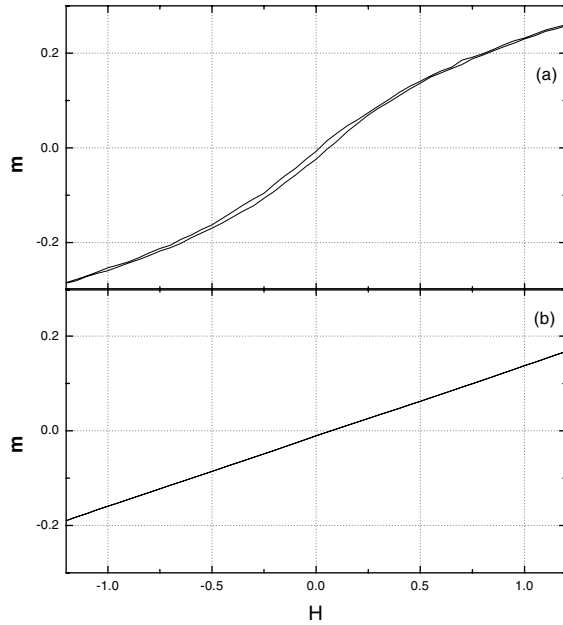


Figure 1. Hysteresis curves for the magnetization of a hexagonal antiferromagnetic small particle with spin-glass disorder at the surface. (a) $T = 0.5J/k_B$, (b) $T = 2.0J/k_B$. We only show the results around $H = 0$. The field necessary to saturate the particle is $H = 9.0J$.

For the model with broken bonds at the surface, the hysteresis loops are very similar to those shown in Fig. 1. However, the hysteresis phenomena, observed at low temperatures, are not present here. Fig. 2 shows this typical behavior at low temperatures for an antiferromagnetic small particle containing 75% of broken bonds at its surface. Actually, the uncompensated spins (present in both models) is responsible for the presence of a small remanent magnetization in these systems. This behavior is illustrated by the shifted loops in the curves. The simultaneous appearance of the loop shift and the hysteresis phenomena can only be described in terms of the Stoner-Wohlfarth model [8], if there is a broad distribution of reversal fields. This broad distribution of the reversal fields, can only be achieved with a randomness in the exchange couplings at the surface that is extended to the layers of the core. We note that this behavior is observed only in the model where we consider a disordered spin-glass surface.

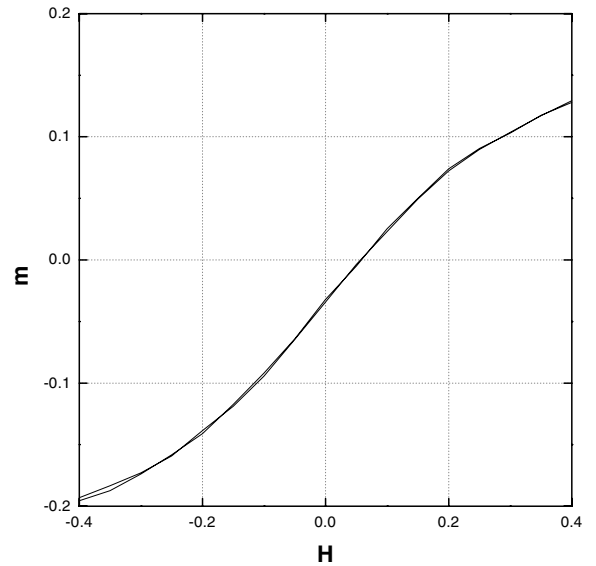


Figure 2. Hysteresis curve for the magnetization of a hexagonal antiferromagnetic small particle with broken bonds at the surface. The temperature is $T = 0.5J/k_B$. The field to saturate the particle is $H = 6.0J$.

The curves shown in Figs. 1 and 2 were obtained considering that the small particles are simulated in a hexagonal lattice, with coordination number $z = 6$. The hysteresis curves we found for the particles simulated in a square lattice ($z = 4$) are all symmetrical with respect to the external field. For this lattice, with a smaller coordination number, the influence of the surface into the core spins is less pronounced, due to the small number of bonds between surface and core [1, 2, 5, 9].

Figure 3 shows for $H = 4.0J$, the field-cooling (FC) and zero-field-cooling (ZFC) magnetizations as a function of temperature for the hexagonal antiferromagnetic small particles, with a disordered surface of the spin-glass type. The maximum observed in the ZFC curve, at $T = 1.4J/k_B$, is usually ascribed to the blocking temperature, T_B , of the magnetic moment [8]. The ZFC and FC curves, which are different for temperatures below T_B , coalesce for $T \geq T_B$, at the superparamagnetic states. The temperature at which the hysteresis phenomena disappears for this particle is $T_N = 0.56J/k_B$. In general this temperature increases with the size of the particle [10]. In our case, $T_N < T_B$, which is also a known result observed in the small antiferromagnetic particles [2, 9]. This result can be understood due to the necessity of having some order at the spin-glass surface for the appearance of ferromagnetic states in the small antiferromagnetic particle. On the other hand, for $T > T_B$, where the particle is already in a superparamagnetic state, the ferromagnetic states are forbidden.

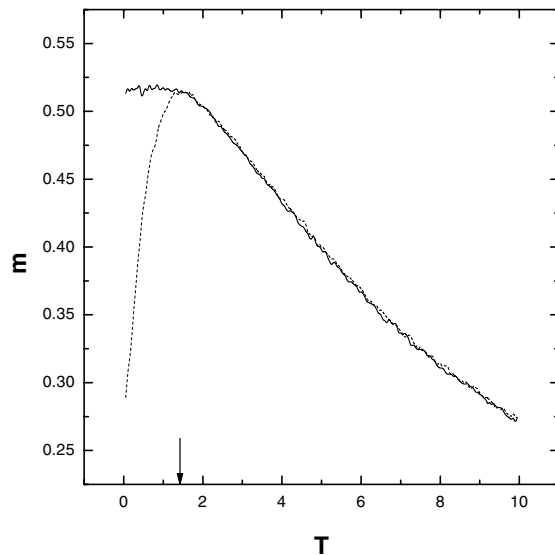


Figure 3. *FC* (continuous) and *ZFC* (dashed) curves for a hexagonal antiferromagnetic small particle with spin-glass disorder at the surface. The field is $H = 4.0J$ and the blocking temperature is indicated by the arrow.

Acknowledgments

This work was partially supported by the Brazilian

agency CNPq and FUNCITEC(SC).

References

- [1] R.H. Kodama, S.A. Makhlof, and A.E. Berkowitz, *Phys. Rev. Lett.* **79**, 1393 (1997).
- [2] S.A. Makhlof, F.T. Parker, F.E. Spada, and A.E. Berkowitz, *J. Appl. Phys.* **81**, 5561 (1967).
- [3] D. Lin, A.C. Nunes, C.F. Majkrzak, and A.E. Berkowitz, *J. Magn. Magn. Mater* **145**, 343 (1995).
- [4] A.H. Morrish and K. Haneda, *J. Appl. Phys.* **52**, 2496 (1981).
- [5] R.H. Kodama, A.E. Berkowitz, E.J. McNiff Jr., and S. Foner, *Phys. Rev. Lett.* **77**, 394 (1996).
- [6] L.G.C. Rego and W. Figueiredo, *Phys. Rev. B* **64**, 144424 (2001).
- [7] N. Metropolis, A.W. Rosenbluth, M.N. Rosenbluth, A.H. Teller, and E. Teller, *J. Chem. Phys.* **21**, 1087 (1953).
- [8] E. C. Stoner and E. P. Wohlfarth, *Phil. Trans. Roy. Soc. A* **240**, 599 (1948); Reprinted by *IEEE Trans. Magn.* **27** (4), 3475 (1991).
- [9] B. Martínez, X. Obradors, L. Balcells, A. Rouanet, and C. Monty, *Phys. Rev. Lett.* **80**, 181 (1998).
- [10] O. Iglesias and A. Labarta, *Phys. Rev. B* **63**, 184416 (2001).