

# PHENOL REMOVAL FROM WASTEWATERS BY ELECTROCHEMICAL OXIDATION USING BORON DOPED DIAMOND (BDD) AND Ti/Ti<sub>0.7</sub>Ru<sub>0.3</sub>O<sub>2</sub> DSA<sup>®</sup> ELECTRODES

P. H. Britto-Costa and L. A. M. Ruotolo\*

Department of Chemical Engineering, Federal University of São Carlos, Phone: + (55) (16) 3351-8706,  
Fax: + (55) (16) 3351-8266, P.O. Box 676, 13565-905, São Carlos - SP, Brazil.  
E-mail: pluis@ufscar.br

(Submitted: November 10, 2011 ; Revised: January 5, 2012 ; Accepted: February 22, 2012)

**Abstract** - Industrial wastewater containing non-biodegradable organic pollutants consists of highly toxic effluents whose treatment is necessary due to environmental and economical restrictions. In order to treat these effluents, an electrochemical process using a dimensionally stable anode (DSA<sup>®</sup>) and boron-doped diamond (BDD) electrode was studied. The performance of these electrodes for COD removal from aqueous phenol solution was evaluated in the absence and presence of different chloride concentrations. The results showed that DSA<sup>®</sup> could be successfully used to remove COD when high chloride concentration (3035 mg L<sup>-1</sup> Cl<sup>-</sup>) and mild current density are employed (50 mA cm<sup>-2</sup>). On the other hand, the presence of chloride did not have the same significant effect on the COD depletion rate using BDD; however, under mild conditions (50 mA cm<sup>-2</sup>, 0.190 m s<sup>-1</sup>), the addition of 607 mg L<sup>-1</sup> Cl<sup>-</sup> improved the COD removal by approximately 52% after 8 hours of electrolysis. The effect of current density (*i*) and flow velocity (*v*) were also studied, and it was verified that they have an important role on the process performance, especially when DSA<sup>®</sup> is used.

**Keywords:** Active chlorine; Anodes; Electrochemical oxidation; Wastewater treatment.

## INTRODUCTION

The increase in the waste produced through industrial and domestic activities makes the investigation of alternative routes for the degradation and treatment of hazardous materials imperative. Biological treatment of polluted water is the most economical process and it is used for the elimination of biodegradable organic pollutants present in wastewater; however, when the wastewater contains toxic and refractory organic pollutants, other processes must be employed (Bevilaqua *et al.*, 2002; Azevedo *et al.*, 2009). One interesting possibility is to couple partial oxidation and biological treatment in order to decrease the toxicity and to increase the biodegradability of the wastewater before biological treatment (Palmas *et al.*, 2007; Anglada *et al.*, 2009).

Recent research has demonstrated that anodic oxidation, often indicated as electrochemical incineration, offers an attractive alternative to traditional routes for treating wastewaters containing toxic and refractory organic pollutants, mainly because of the ease of control and the increase of efficiency provided by the use of electrochemical reactors (Comninellis and Pulgarin, 1993; Comninellis and Nerine, 1995; Comninellis *et al.*, 2008; Scialdone *et al.*, 2008). The best results obtained in this area were achieved using inert electrodes such as SnO<sub>2</sub>-Sb, PbO<sub>2</sub>, and boron doped diamond (BDD). These electrodes are able to generate weakly adsorbed hydroxyl radicals (Simond *et al.*, 1997) that guarantee good oxidation rates (Bock and MacDougall, 2000). Despite the good results, SnO<sub>2</sub>-Sb has problems with deactivation and short service life (Montilla *et al.*, 2004) and PbO<sub>2</sub> could

---

\*To whom correspondence should be addressed

contaminate the wastewater with lead. BDD has high anodic stability and a wide potential window for water discharge; however, its effective use for wastewater treatment is still limited by its high cost (Panizza *et al.*, 2008).

During the electrochemical process, the pollutants could be destroyed by either direct or indirect oxidation processes. In the direct anodic oxidation process, the compounds are first adsorbed on the anode surface and then destroyed by the anodic electron transfer reaction. In the indirect oxidation process, strong oxidants such as hypochlorite/chlorine, ozone, and hydrogen peroxide are electrochemically generated and react with the organic molecules in the bulk (Rajkumar and Kim, 2006; Rajkumar *et al.*, 2007). Particularly, chloride has been considered for indirect oxidation since chloride salts are usually found in wastewaters (Oliveira *et al.*, 2001, Palmas *et al.*, 2007). Moreover, the role of active chlorine has been intensively investigated for dye degradation (Ruotolo *et al.*, 2007; Panizza *et al.*, 2007; Montanaro and Petrucci, 2009). However, an important drawback of electrolysis in chloride media may be the formation of chloroderivatives of the organic compound (Polcaro *et al.*, 1999). In such cases, an electrochemical treatment would result in an increase in toxicity of the wastewater and would difficult a further biological treatment (Bonfatti *et al.*, 2000, Alves *et al.*, 2001; Rajkumar and Palanivelu, 2004).

Despite the good results obtained using electrochemical techniques for organic degradation, mineralization of organics can be a very expensive process. The electrochemical treatment of wastewaters can be an interesting alternative to the chemical treatment for water containing toxic and non-biodegradable compounds; however, the future development of electrochemical technology requires reducing considerably the energy consumption in order to lower the operating cost far beyond the cost of a chemical treatment. The poor current efficiency usually found with common electrode materials such as graphite or DSA<sup>®</sup> has been the major drawback of the process, which otherwise would be convincingly simple and environmentally favorable (Pelegrino *et al.*, 2001, Costeiro and De Andrade, 2001).

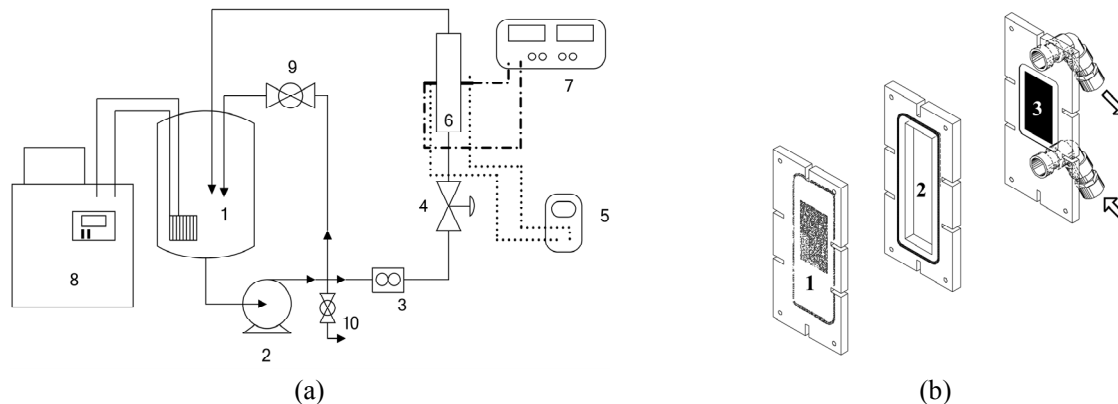
Considering all aspects aforementioned, this study concerns the use of indirect oxidation, employing electrogenerated active chlorine to oxidize phenol. Phenol has been used as a model compound to evaluate the anode performance towards electrochemical oxidation using different electrocatalytic materials, operational conditions, and indirect methods (Inieta *et al.*, 2002). Furthermore, the use of BDD and DSA for organic degradation has been

reviewed by several authors (Martínez-Huitle and Ferro, 2006; Martínez-Huitle and Andrade, 2011). Although much research on phenol electrooxidation using BDD and DSA<sup>®</sup> can be found in literature, the comparison between electrodes is very difficult due to very different hydraulic conditions used, current densities, flow velocities, etc. In this work we performed a systematic study of the main variables affecting the electrochemical oxidation in order to compare the performance of these two important commonly employed electrodes. Phenol oxidation rate was investigated and expressed in terms of COD depletion, using two different electrodes: DSA<sup>®</sup> (Ti/Ti<sub>0.7</sub>Ru<sub>0.3</sub>O<sub>2</sub>) and BDD. The purpose of adding chloride for the indirect oxidation at DSA<sup>®</sup> was to investigate if there is any improvement in the reaction rate in order to make the electrochemical oxidation of organic compounds using this type of electrode a feasible process in terms of energy consumption and operational time. This is of great interest because Ti/Ti<sub>0.7</sub>Ru<sub>0.3</sub>O<sub>2</sub> is a less expensive and commercially available electrode; hence, even if a large electrode area is necessary, the electrode cost for this type of DSA<sup>®</sup> would be low compared to the BDD electrode. On the other hand, since the major challenge of applying BDD is its high cost, the purpose of adding chloride in this case is to improve the reaction rate in order to decrease the electrode area necessary to accomplish the treatment considering the same operational time.

## EXPERIMENTAL

Phenol (Aldrich) and 0.1 mol L<sup>-1</sup> H<sub>2</sub>SO<sub>4</sub> (Mallinckrodt), used as supporting electrolyte, were employed to prepare all solutions. The phenol concentration in all experiments was 210 mg L<sup>-1</sup>. NaCl (Synth) was used as a source of chloride ions to prepare solutions with 607 and 3035 mg L<sup>-1</sup> Cl<sup>-</sup>. These phenol and chloride concentrations were chosen since they are typically of those found in desalting streams in oil refineries. All solutions were prepared using deionized water. A volume of 2.5 L was used in all experiments. The pH of all solutions was in the range of 0.76 – 0.87 and remained within this range throughout all the experiments.

The experimental system and reactor used to carry out the experiments are shown in Fig. 1(a) and (b). The cross-sectional area of the electrochemical reactor was 5.08 cm<sup>2</sup> and the electrode gap was 1.27 cm. Considering the flow rates used and the hydraulic diameter of 1.93 cm, the flow regime varied from laminar ( $u = 0.035 \text{ m s}^{-1}$ ,  $Re = 675$ ) to turbulent ( $u = 0.350 \text{ m s}^{-1}$ ,  $Re = 6750$ ).



**Figure 1:** (a) Experimental system: 1) electrolyte reservoir; 2) magnetic centrifugal pump; 3) flow meter (rotameter); 4) diaphragm valve to control flow rate; 5) voltmeter; 6) electrochemical reactor; 7) current source (Minipa, model 3003D); 8) thermostatic bath; 8) ball valve for by-pass and 9) ball valve for electrolyte removal. (b) Reactor: 1) counter-electrode (stainless steel 316); 2) electrolyte path; 3) working electrode (DSA<sup>®</sup> or BDD) and 4) electrolyte in and out.

The one compartment reactor was chosen after preliminary experiments (not shown) using a two-compartment reactor separated by a Nafion<sup>®</sup> membrane. The comparison of phenol oxidation using one or two compartments revealed that there was no difference between the kinetics obtained in the two cases, indicating that the cathodic reaction does not interfere in the oxidation process when one compartment is used.

The procedure consisted of making the electrolyte flow through the reactor at a selected flow-rate and current density. Samples were collected during electrolysis for COD analysis using the standardized colorimetric technique (Hach, Germany). Cell voltage was also measured in order to calculate the energy consumption. The temperature was maintained around the range of 26-28 °C. All electrolyses were performed for 8 hours.

Experiments of active chlorine generation were also performed in the system and reactor shown in Figure 1. The concentration of active chlorine was measured using the DPD (N-N-diethyl-p-phenylenediamine) method (APHA, 1998), and its concentration was expressed in terms of Cl<sub>2</sub>.

The Ti/Ti<sub>0.7</sub>Ru<sub>0.3</sub>O<sub>2</sub> DSA<sup>®</sup> (DeNora Brazil) was chosen due to its low overpotential for the chloride evolution reaction, which is the reason of its use in the chlor-alkali industry. The BDD was purchased from Umex (Eilenburger, Germany) and consisted of a 2.0 mm niobium substrate covered by a 5 μm diamond thickness (homogeneity of +/- 10%). The doping level was 4500 ppm, which gives a 20 mΩ cm ohmic resistance. Both electrodes have an active area of 28 cm<sup>2</sup> (4.0 cm x 7.0 cm).

The energy consumption was calculated for different applied currents (I) using equation (1) and considering the decrease in COD (ΔCOD) after the

electrolysis time (*t*) of 8 hours and the average cell voltage (ΔU).

$$EC = \frac{I \cdot \Delta U \cdot t}{\Delta(\text{COD})} \quad (1)$$

## RESULTS AND DISCUSSION

### Cyclic Voltammetry

In order to analyze the electrochemical behavior of phenol oxidation in the presence and absence of chloride, some voltammetric measurements were performed and the results are shown in Fig. 2(a) and (b), for DSA<sup>®</sup> and BDD electrodes, respectively. In both cases, it can be observed that chloride is oxidized in the region of oxygen evolution, even for the BDD electrode. It is remarkable that oxygen and chlorine start to be formed at the DSA<sup>®</sup> electrode at potentials much lower than those observed for BDD; however, because such a potential is very close to that of phenol oxidation, these reactions becomes concurrent and can affect the current efficiency. The current increases proportionally to the concentration of chloride, either in the presence or absence of phenol; however, when phenol is added there is a significant current drop, especially at the BDD electrode, which could be related to polymer deposition in the early stages of phenol oxidation, as reported by many authors (e.g., Tahar and Savall, 2011). At low potentials, phenol could be oxidized to phenoxy radicals that can react, forming oligomers and polymers. Hence, when working under galvanostatic oxidation, it is important to apply a current density high enough to avoid the potentials at which polymerization occurs.

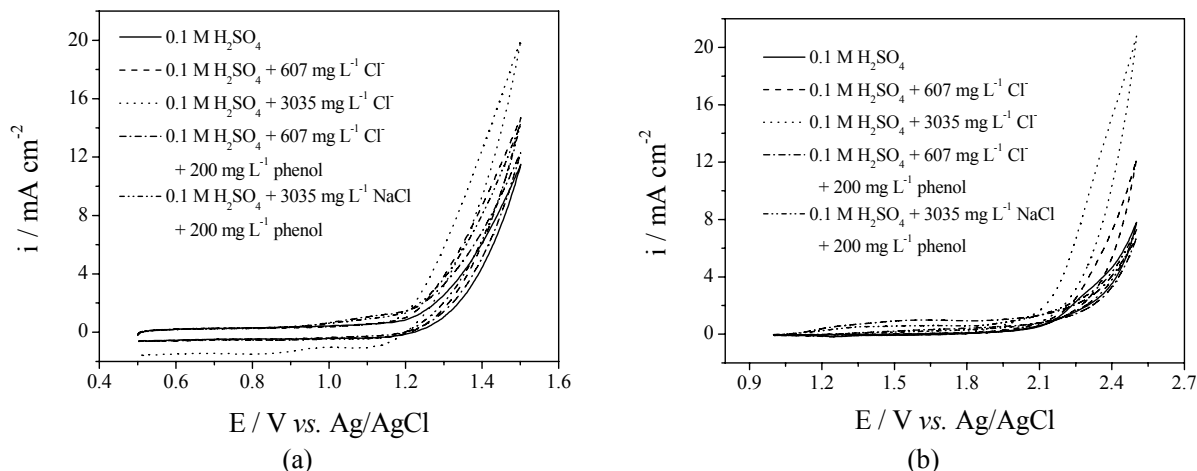


Figure 2: Cyclic voltammograms. (a) DSA<sup>®</sup>; (b) BDD. 50 mV s<sup>-1</sup>.

### Oxidation Using DSA<sup>®</sup>

Initially some electrolyses were carried out using DSA<sup>®</sup> in the absence of chloride; however, as expected, after 8 hours of electrolysis no appreciable COD decrease was observed, confirming that this electrode is not suitable to be used for this application since its overpotential for OER is very low. On the other hand, according to Fig. 3, when chloride is added, there is a decrease in COD which is strongly dependent on the chloride concentration and operational variables ( $i$  and  $v$ ), confirming the indirect oxidation of phenol. In all experiments using DSA<sup>®</sup>,

COD depletion was linear and the reaction rate was constant, indicating that the reaction was occurring in the bulk. Considering a zero order reaction, the kinetic constants could be estimated by applying linear regression to the data points (Fig. 3). In all cases, the correlation coefficient ( $R$ ) was greater than 0.99. The energy consumption was also calculated using Equation (1). These results are summarized in Table 1, where it can be seen that the main variable affecting the reaction rate is the chloride ion concentration; however, the operational variables also play an important role and they should be optimized in order to achieve the best reaction rate and energy consumption.

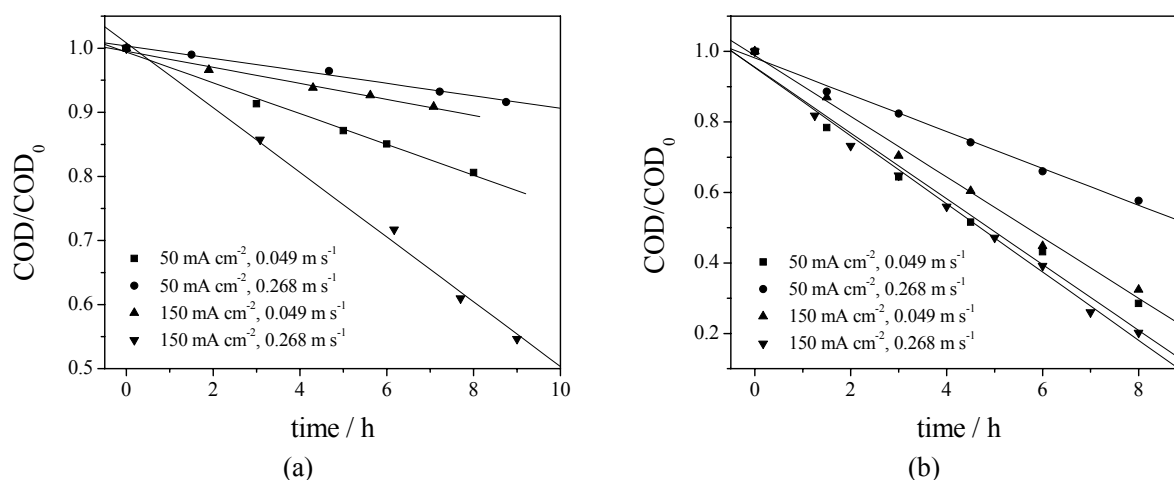
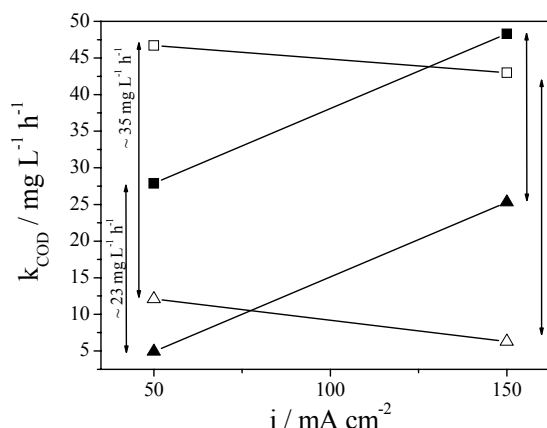


Figure 3: Normalized COD against electrolysis time using DSA<sup>®</sup> for different current densities and flow velocities. (a) 607 mg L<sup>-1</sup> Cl<sup>-</sup> (b) 3035 mg L<sup>-1</sup> Cl<sup>-</sup>. COD<sub>0</sub> = 500 mg L<sup>-1</sup>.

**Table 1: Zero order rate constants and energy consumption for phenol oxidation at DSA<sup>®</sup> using different chloride concentrations, current densities and flow velocities.**

		607 mg L <sup>-1</sup> Cl <sup>-</sup>		3035 mg L <sup>-1</sup> Cl <sup>-</sup>	
i (mA cm <sup>-2</sup> )	u (m s <sup>-1</sup> )	k <sub>COD</sub> (mg L <sup>-1</sup> h <sup>-1</sup> )	EC (kWh kg <sup>-1</sup> )	k <sub>COD</sub> (mg L <sup>-1</sup> h <sup>-1</sup> )	EC (kWh kg <sup>-1</sup> )
50	0.049	12.1	200	46.7	31
50	0.268	4.91	533	27.9	51
150	0.049	6.30	1651	43.0	137
150	0.268	25.3	455	48.3	123

The values of the zero order rate constants were plotted in Fig. 4 in order to enable a better visualization of the effect of current density and flow velocity. As it can be verified, despite the values of flow velocity and current density, the presence of a high concentration of chloride increases the reaction rate. It is interesting to observe that, for the lower value of flow velocity, there is a  $k_{\text{COD}}$  increase of  $\sim 23 \text{ mg L}^{-1} \text{ h}^{-1}$  units when the  $\text{Cl}^{-}$  concentration changes from  $607 \text{ mg L}^{-1}$  to  $3,035 \text{ mg L}^{-1}$ , while for the high flow velocity this value was  $\sim 35 \text{ mg L}^{-1} \text{ h}^{-1}$ , disregarding the current density applied. This behavior suggests that there is no change in the reaction mechanisms associated with current density and flow velocity when the chloride concentration is increased. At low current density and the same  $\text{Cl}^{-}$  concentration, an increase in the flow velocity makes the reaction rate slower, despite the improvement of mass transfer (Comninellis *et al.*, 2008). This behavior suggests that, although the mass flux of the species to be oxidized from bulk to the surface increases, there is also an improvement of the mass flux of the partially oxidized species from the surface to the bulk. Consequently, the molecules on the surface do not have enough time to be converted to more oxidized species and the overall oxidation rate expressed in terms of COD is low. However, when a high current density is applied, this behavior changes and the increase of flow velocity makes the oxidation process faster, suggesting that there is an improvement of mass transfer of  $\text{Cl}^{-}$  to the surface. Thus, the quantity of active chlorine increases and the reaction becomes faster (Anglada *et al.*, 2009). Since there is a high concentration of active chlorine being generated, the effect of mass flux discussed before becomes less important. Additionally, energy consumption is also improved when the chloride ion concentration is high. Considering the best operational conditions, i.e.,  $50 \text{ mA cm}^{-2}$  and  $0.049 \text{ m s}^{-1}$ , the energy consumption decreased from 200 to  $31 \text{ kWh kg}^{-1}$  due to the improvement of the reaction rate and the low cell voltage resulting from the high conductivity provided by the concentrated chloride medium.

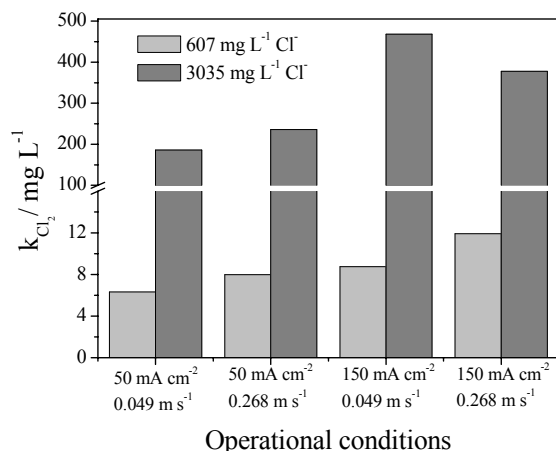
**Figure 4:** (a) Zero order rate constant against current density. (■)  $0.268 \text{ m s}^{-1} / 3035 \text{ mg L}^{-1} \text{ Cl}^{-}$ ; (□)  $0.049 \text{ m s}^{-1} / 3035 \text{ mg L}^{-1} \text{ Cl}^{-}$ ; (▲)  $0.268 \text{ m s}^{-1} / 607 \text{ mg L}^{-1} \text{ Cl}^{-}$ ; (Δ)  $0.049 \text{ m s}^{-1} / 607 \text{ mg L}^{-1} \text{ Cl}^{-}$ .

Regarding the effect of current density at low flow velocity, upon increasing the current density from  $50 \text{ mA cm}^{-2}$  to  $150 \text{ mA cm}^{-2}$  there is a decrease in  $k_{\text{COD}}$ , especially at low chloride concentration. Supposing that the process is mass controlled at low flow rates, an increase of applied current will not improve the reaction rate and the additional charge would deviate to OER, mainly at low  $\text{Cl}^{-}$  concentration. This fact would have an impact on the current efficiency and, consequently, on the energy consumption shown in Table 1. We believe that the  $k_{\text{COD}}$  drop could be associated with the resistive characteristic of oxygen bubbles formed at high rate at  $150 \text{ mA cm}^{-2}$ , which block the electrode surface.

In order to evaluate whether the active chlorine reaction rate had any influence on the COD depletion rate, experiments in which the active chlorine concentration was measured with time were performed. It is important to mention that although in these experiments phenol was not present in the solution, the same operational conditions used for phenol oxidation were maintained and the results obtained were used to evaluate the capacity of chlorine generation as a function of the chloride concentration, flow velocity and current density. The

active chlorine was also measured during phenol electrolysis; however, practically no active chlorine was detected until the organic concentration becomes very low (for  $\text{COD}/\text{COD}_0 < 0.2$ ). This result suggests that the active chlorine is immediately consumed or that it is being further oxidized to chlorate or perchlorate (Bergmann *et al.*, 2009).

The chloride electrolyses were carried out for eight hours and a linear relationship was observed between the active chlorine concentration and time; hence a zero order rate constant,  $k_{\text{Cl}_2}$ , was determined using linear regression. In all cases, the correlation coefficient was greater than 0.99. Observing the values of  $k_{\text{Cl}_2}$  from the ordinate of Figure 5, it is possible to conclude, as expected, that when high concentrations of  $\text{Cl}^-$  are present in the solution the active chlorine production is greatly improved and is highly dependent on flow rate and current density. In all cases,  $k_{\text{Cl}_2}$  is improved when the current density is increased. On the other hand, the effect of flow velocity is much more complex since, at low values of current density,  $k_{\text{Cl}_2}$  is improved when high flow velocities are used, which can be explained by the enhancement of mass transfer (Comminellis *et al.*, 2008); however, when  $150 \text{ mA cm}^{-2}$  is applied, the opposite effect of flow velocity on the reaction rate for active chlorine generation is observed.



**Figure 5:**  $k_{\text{Cl}_2}$  for DSA<sup>®</sup> as a function of operational conditions using different chloride concentrations.

Although  $k_{\text{Cl}_2}$  was obtained in the absence of phenol, the best values of  $k_{\text{COD}}$  were obtained in conditions where active chlorine formation is favored, *i.e.*, in conditions of high chloride concentration. For example, when the chloride concentration is changed

from 607 to 3035 mg L<sup>-1</sup>,  $k_{\text{Cl}_2}$  is greatly improved and the rate of COD removal increases more than six-fold in some cases. On the other hand, it can also be observed from Figures 4 and 5 that operational conditions have an influence on  $k_{\text{Cl}_2}$  and  $k_{\text{COD}}$ , but the exact role of these variables on  $k_{\text{Cl}_2}$  and  $k_{\text{COD}}$  cannot be correlated since  $k_{\text{Cl}_2}$  was obtained in the absence of phenol.

### Oxidation Using BDD

Despite the best results obtained using the high concentration of chloride, there are some drawbacks associated with this issue. The use of high concentrations of chloride can favor the formation of toxic organo-chlorinated compounds and, secondarily, if a biological post-treatment is planned, high  $\text{Cl}^-$  concentration can interfere in the osmotic equilibrium of the microorganism cells that compose the activated sludge. Thus, low concentrations of chloride would be desirable and, in the experiments using BDD, only the 607 mg L<sup>-1</sup> concentration was considered.

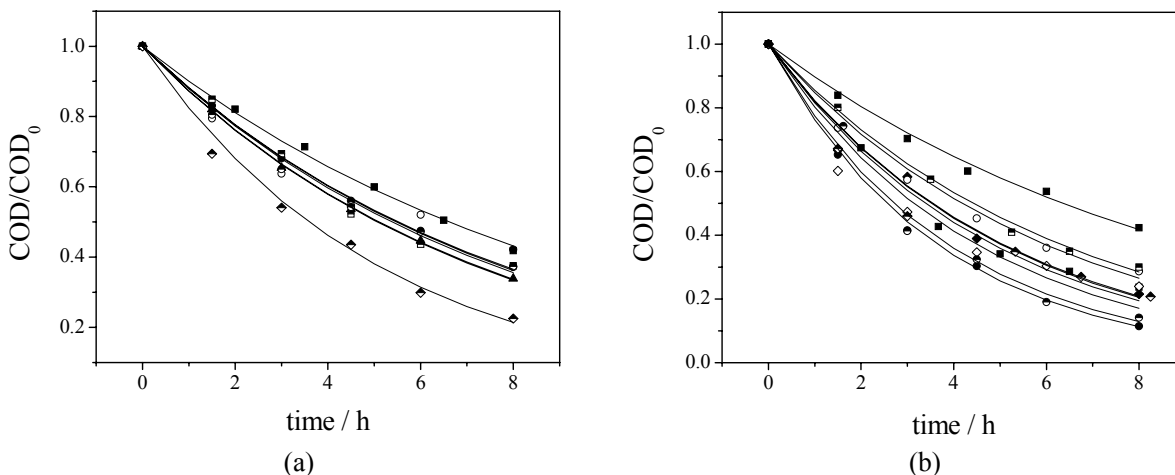
Figures 6 (a) and (b) show the results obtained for phenol oxidation using BDD in the absence and presence of chloride, respectively. It can be observed that phenol oxidation at the BDD electrode presents a clearly different mechanism when compared with DSA<sup>®</sup>, since the COD reduction rates using BDD are much greater than those obtained using DSA<sup>®</sup>. When BDD is used, the  $\cdot\text{OH}$  reacts directly with phenol molecules. The addition of  $\text{Cl}^-$  when the BDD electrode is used leads to an increase of the COD depletion which can be attributed to the indirect oxidation mainly, due to chlorine formation in the very acid pH of the experiment (Cheng and Kelsall, 2007). It can also be seen that the operational variables flow velocity and current density have an influence on the velocity of COD depletion, especially when chloride is present in the medium. The curve shape also changed. While for the DSA<sup>®</sup> the COD depletion was linear, it showed an exponential shape using the BDD electrode, indicating first-order kinetics and mass transfer control. In order to facilitate the parameter analyses on the reaction rate, the experimental curves were adjusted to an exponential model using the least square method to determine the first-order rate constant,  $k_{\text{COD}}$ . In most cases, the correlation coefficient was greater than 0.99. These results are shown in Fig. 7.

According to Fig. 7 (a), the reaction rate constant is fairly dependent on the operational variables when

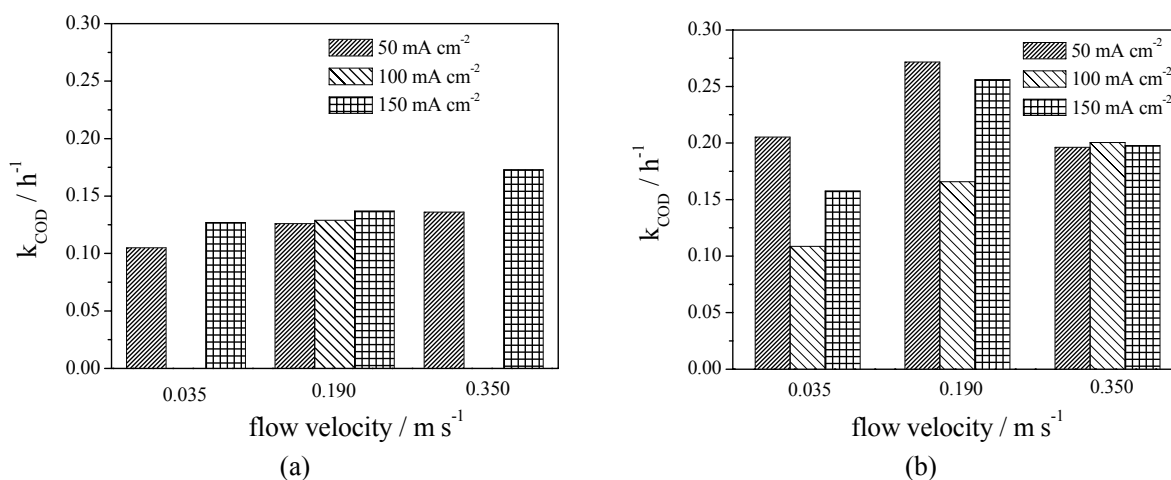
chloride is not present in the medium, except when high current density and high flow rate are used. When chloride is added, Fig. 7 (b), the reaction rate is improved compared to the DSA<sup>®</sup> results. Flow velocity and current efficiency have an influence on  $k_{\text{COD}}$  only for flow velocities lower than  $0.350 \text{ m s}^{-1}$ . Under these conditions, a minimum  $k_{\text{COD}}$  can be observed and the same discussion in terms of mass

transfer and kinetics aforementioned for DSA<sup>®</sup> can be considered.

Considering the values of energy consumption shown in Table 2, it can be verified that the addition of  $\text{Cl}^-$  significantly improves the energy consumption, decreasing it by almost half in most conditions. This can be attributed to the lower cell voltage resulting for this more conductive electrolyte.



**Figure 6:** Normalized COD against electrolysis time using BDD for different current densities and flow velocities. (a) absence of  $\text{Cl}^-$ ; (b)  $607 \text{ mg L}^{-1} \text{ Cl}^-$ . Experimental conditions: ■  $50 \text{ mA cm}^{-2}$ ,  $0.035 \text{ m s}^{-1}$ ; ●  $50 \text{ mA cm}^{-2}$ ,  $0.190 \text{ m s}^{-1}$ ; ◆  $50 \text{ mA cm}^{-2}$ ,  $0.350 \text{ m s}^{-1}$ ; □  $100 \text{ mA cm}^{-2}$ ,  $0.035 \text{ m s}^{-1}$ ; ○  $100 \text{ mA cm}^{-2}$ ,  $0.190 \text{ m s}^{-1}$ ; ◇  $100 \text{ mA cm}^{-2}$ ,  $0.350 \text{ m s}^{-1}$ ; ▣  $150 \text{ mA cm}^{-2}$ ,  $0.190 \text{ m s}^{-1}$ ; ●  $150 \text{ mA cm}^{-2}$ ,  $0.190 \text{ m s}^{-1}$ ; ◆  $150 \text{ mA cm}^{-2}$ ,  $0.350 \text{ m s}^{-1}$ .  $\text{COD}_0 = 500 \text{ mg L}^{-1}$ . Lines represent the fitted exponential model.



**Figure 7:**  $k_{\text{COD}}$  against flow velocity for BDD electrode in the absence of chloride (a) and in the presence of chloride (b). Parameter is current density.

**Table 2: First order rate constants and energy consumption for phenol oxidation on BDD for different current densities and flow velocities in absence and presence of chloride.**

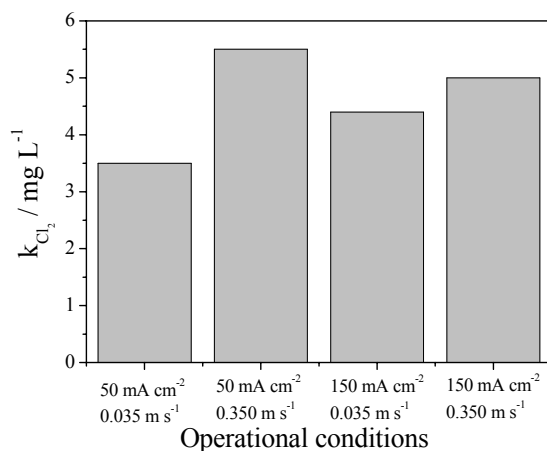
		Absence of Cl <sup>-</sup>		607 mg L <sup>-1</sup> Cl <sup>-</sup>	
i (mA cm <sup>-2</sup> )	u (m s <sup>-1</sup> )	k <sub>COP</sub> (mg L <sup>-1</sup> h <sup>-1</sup> )	EC (kWh kg <sup>-1</sup> )	k <sub>COP</sub> (mg L <sup>-1</sup> h <sup>-1</sup> )	EC (kWh kg <sup>-1</sup> )
50	0.035	0.105	137	0.205	61
50	0.190	0.126	141	0.272	51
50	0.350	0.136	122	0.196	56
100	0.035	-	-	0.109	192
100	0.190	0.129	321	0.166	162
100	0.350	-	-	0.200	144
150	0.035	0.127	551	0.157	269
150	0.190	0.137	580	0.256	222
150	0.350	0.173	475	0.198	248

The values of  $k_{Cl_2}$  for oxidation using BDD are shown in Fig. 8. Comparing these values with those shown in Fig. 5 for DSA<sup>®</sup>, it can be verified that the reaction rate for active chlorine generation at BDD is lower than that observed for the DSA<sup>®</sup> electrode. This pattern can be explained considering the results obtained by Cañizares *et al.* (2009) in which it was observed that active chlorine can be further oxidized to chlorate and perchlorate by the  $\bullet OH$  generated at the BDD surface.

#### Comparison Between DSA<sup>®</sup> and BDD Electrodes

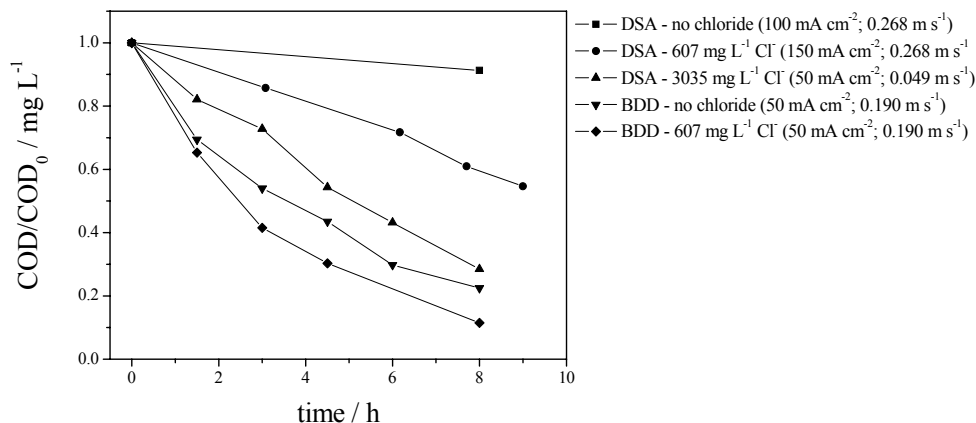
Figure 9 shows the kinetics of COD depletion considering the best results obtained using DSA<sup>®</sup> and BDD in the absence and presence of chloride. As it can be seen, DSA<sup>®</sup> is suitable to be used only when chloride is added and the process is highly dependent on the chloride concentration since the

organic oxidation is being carried out by the active chlorine generated during the electrolysis. When low concentrations of Cl<sup>-</sup> are used, it is necessary to apply a high current density and high flow velocity in order to obtain faster kinetics; however, the use of high current densities leads to high values of energy consumption (Table 1). Furthermore, the use of high flow rates also increases the energy consumption with the pumping operation. Therefore, the process under these conditions is not suitable to be used. On the other hand, when a high concentration of chloride is used, high current density and flow velocity are necessary in order to obtain the best COD depletion rates. Thus, the energy consumption is low and the cost of pumping will not be significant. Additionally, under these conditions, the COD depletion rates for DSA<sup>®</sup> are very close to those observed using BDD in the absence of chloride.



**Figure 8:**  $k_{Cl_2}$  for BDD electrode as a function of operational conditions. 607 mg L<sup>-1</sup> Cl<sup>-</sup>.





**Figure 9:** Comparison between normalized COD depletion against time for DSA<sup>®</sup> and BDD. COD<sub>0</sub> = 500 mg L<sup>-1</sup>.

## CONCLUSIONS

In this work, we attempted to show that the COD depletion rate at DSA<sup>®</sup> and BDD electrodes can be increased by adding chloride ions. Our goals were, on the one hand, to investigate if DSA<sup>®</sup>, a less expensive commercial stable anode, could work at low energy consumption by improving the degradation kinetics and make it feasible for effective application for wastewater treatment. On the other hand, BDD was considered in the literature to deliver the best performance for this purpose, but it is very expensive. However, upon increasing the reaction rate by the addition of chloride, the electrode area necessary for a given treatment process should decrease and the investment cost of the electrode would be acceptable. The results showed that this approach can be used successfully for DSA<sup>®</sup> electrodes since the reaction rates were greatly improved at high chloride concentrations. On the other hand, for BDD electrodes, the increase of the reaction rate due to addition of Cl<sup>-</sup> to the electrolyte was not as strong as for DSA<sup>®</sup>. Consequently, the reduction in the required BDD electrode area obtained by adding chloride to improve the kinetics will not have an important impact on the capital investment cost. Although the results showed that the COD depletion rate using DSA<sup>®</sup> can be comparable to those obtained using BDD when high concentrations of Cl<sup>-</sup> are added, there are some drawbacks that should be overcome before using this electrode, *e.g.*, whether organochlorinated compounds and chlorate and perchlorate are being produced. However, the major drawback concerning applying DSA<sup>®</sup> or even BDD

electrodes for wastewater treatment is still the high energy consumption associated with these processes. Even considering the best operational conditions at which the lowest energy consumptions were obtained, these values are still very high and need to be reduced in order to make the electrochemical technology suitable to be used in a large-scale wastewater treatment plant. In one approach to reduce the energy consumption, electrochemical technology could be used only to oxidize the non-biodegradable aromatics, so that the resulting compounds could be sent to biological treatment.

## ACKNOWLEDGMENTS

The authors acknowledge FAPESP (Fundação de Amparo à Pesquisa do Estado de São Paulo) for financial support (project number 2006/56011-7).

## REFERENCES

- Alves, P. D. P., Spagnol, M., Tremiliosi-Filho, G. and Andrade A. R., Investigation of the influence of the anode composition of DAS-type electrodes on the electrocatalytic oxidation of phenol in neutral medium. *J. Braz. Chem. Soc.*, 15, 62 (2004).
- American Public Health Association (APHA), American Water Works Association, Water Pollution Control Federation, Standard Methods for the Examination of Water and Wastewater, 20th Ed., American Public Health Association, Washington, DC, U.S.A (1998).

- Andrade, L. S., Ruotolo, L. A. M., Rocha-Filho, R. C., Bocchi, N., Biaggio, S. R., Iniesta, J., García-García, V. and Montiel, V., On the performance of Fe and Fe,F doped Ti-Pt/PbO<sub>2</sub> electrodes in the electrooxidation of the blue reactive 19 dye in simulated textile wastewater. *Chemosphere*, 66, 2035 (2007).
- Anglada, A., Urtiaga, A. and Ortiz, I., Contributions of electrochemical oxidation to waste-water treatment: Fundamentals and review of applications. *J. Chem. Technol. Biotechnol.*, 84, 1747 (2009).
- Azevedo, E. B., Torres, A. R., Aquino Neto, F. R. and Dezotti, M., TiO<sub>2</sub> photocatalyzed degradation of phenol in saline media in an annular reactor: Hydrodynamics, lumped kinetics, intermediates, and acute toxicity. *Braz. J. Chem. Eng.*, 26, 75 (2009).
- Bergmann, M. H. E., Rollin, J. and Iourtchouk, T., The occurrence of perchlorate during drinking water electrolysis using BDD anodes. *Electrochim. Acta*, 54, 2102 (2009).
- Bevilaqua, J. V., Cammarota, M. C., Freire, D. M. G. and Sant'Anna Jr. G. L., Phenol removal through combined biological and enzymatic treatments. *Braz. J. Chem. Eng.*, 19, 151 (2002).
- Bock, C. and MacDougall, B., The influence of metal oxide properties on the oxidation of organics. *J. Electroanal. Chem.*, 491, 48 (2000).
- Bonfatti, F., Ferro, S., Lavezzo, F., Malacarne, M., Lodi, G. and De Battisti, A., Electrochemical incineration of glucose as a model organic substrate. II. Role of active chlorine mediation. *J. Electrochem. Soc.*, 147, 592 (2000).
- Cañizares, P., Sáez, C., Sánchez-Carretero, A. and Rodrigo, M. A., Synthesis of novel oxidants by electrochemical technology. *J. Appl. Electrochem.*, 39, 2143 (2009).
- Cheng, C. Y. and Kelsall, G. H., Models of hypochlorite production in electrochemical reactors with plate and porous anodes. *J. Appl. Electrochem.*, 37, 1203 (2007).
- Comninellis, C., Kapalka, A., Malato, S., Parsons, S. A., Poulios, I. and Mantzavinos, D., Advanced oxidation processes for water treatment: Advances and trends for R&D. *J. Chem. Technol. Biotechnol.*, 83, 769 (2008).
- Comninellis, C. and Nerini, A., Anodic oxidation of phenol in the presence of NaCl for wastewater treatment. *J. Appl. Electrochem.*, 25, 23 (1995).
- Comninellis, C. and Pulgarin, C., Electrochemical oxidation of phenol for wastewater treatment using SnO<sub>2</sub> anodes. *J. Appl. Electrochem.*, 23, 108 (1993).
- Costeiro, R. D. and De Andrade, A. R., Electrochemical oxidation of 4-chlorophenol and its by-products using Ti/Ru<sub>0.3</sub>M<sub>0.7</sub>O<sub>2</sub> (M = Ti or Sn) anodes: preparation route versus degradation efficiency. *J. Appl. Electrochem.*, 37, 691 (2007).
- Iniesta, J., Expósito, E., González-García, J., Montiel, V. and Aldaz, A., Electrochemical treatment of industrial wastewater containing phenols. *J. Electrochem. Soc.*, 149, D57 (2002).
- Matínez-Huitle, C. A. and Ferro, S., Electrochemical oxidation of organic pollutants for the wastewater treatment: direct and indirect processes. *Chem. Soc. Rev.*, 35, 1324 (2006).
- Matínez-Huitle, C. A. and Andrade, L. S., Electrocatalysis in wastewater treatment: Recent mechanism advances. *Quím. Nova*, 34, 850 (2011).
- Montanaro, D. and Petrucci, E., Electrochemical treatment of remazol brilliant blue on a boron-doped diamond electrodes. *Chem. Eng. J.*, 153, 138 (2009).
- Montilla, F., Morallón, E., De Battisti, A. and Vázquez, J. L., Preparation and characterization of antimony-doped tin dioxide electrodes. Part I. Electrochemical characterization. *J. Phys. Chem.*, B 108, 5036 (2004).
- Oliveira, F. H., Osugi, M. E., Paschoal, F. M. M., Profeti, D., Olivi, P. and Zanoni, M. V. B., Electrochemical oxidation of an acid dye by active chlorine generated using Ti/Sn<sub>(1-x)</sub>Ir<sub>x</sub>O<sub>2</sub> electrodes. *J. Appl. Electrochem.*, 37, 583 (2007).
- Palmas, S., Polcaro, A. M., Vacca, A., Mascia, M. and Ferrara, F., Influence of the operating conditions on the electrochemical disinfection process of natural waters at BDD electrodes. *J. Appl. Electrochem.*, 37, 1357 (2007).
- Panizza, M., Kapalka, A. and Comninellis, C., Oxidation of organic pollutants on BDD anodes using modulated current electrolysis. *Electrochim. Acta*, 53, 2289 (2008).
- Panizza, M., Barbucci, A., Ricotti, R., and Cerisola, G., Electrochemical degradation of methylene blue. *Sep. Sci. Technol.*, 54, 382 (2007).
- Pelegriño, R. L., Di Iglia, R. A., Sanches, C. G., Avaca, L. A. and Bertazzoli, R., Comparative study of commercial oxide electrodes performance in electrochemical degradation of organics in aqueous solutions. *J. Braz. Chem. Soc.*, 13, 60 (2002).
- Polcaro, A. M., Palmas, S., Renoldi, F. and Mascia, M., On the performance of Ti/SnO<sub>2</sub> and Ti/PbO<sub>2</sub> anodes in electrochemical degradation of 2-chlorophenol for wastewater treatment. *J. Appl. Electrochem.*, 29, 147 (1999).

- Rajkumar, D. and Palanivelu, K., Electrochemical treatment of industrial wastewater. *J. Hazard. Mater.*, 113, 123 (2004).
- Rajkumar, D. and Kim, J. G., Oxidation of various reactive dyes with in situ electro-generated active chlorine for textile dyeing wastewater treatment. *J. Hazard. Mat.*, B136, 203 (2006).
- Rajkumar, D., Song, B. J. and Kim, J. G., Electrochemical degradation of reactive blue 19 in chloride medium for the treatment of textile dyeing wastewater with identification of intermediate compounds. *Dyes & Pigments*, 72, 1 (2007).
- Scialdone, O., Galia, A., Guarisco, C., Randazzo, S. and Filardo, G., Electrochemical incineration of oxalic acid at boron doped diamond anodes: role of operative parameters. *Electrochim. Acta*, 53, 2095 (2008).
- Simond, O., Schaller, V. and Comminellis, C., Theoretical model for the anodic oxidation of organics on metal oxide electrodes. *Electrochim. Acta*, 42, 2009 (1997).
- Tahar, N. B. and Savall, A., Electropolymerization of phenol on a vitreous carbon electrode in acidic aqueous solutions at different temperatures. *J. Appl. Electrochem.*, 41, 983 (2011).