

Sleep and glycemic control in type 1 diabetes

Mark Thomaz Ugliara Barone, Daniela Wey, Fabiola Schorr, Denise Reis Franco, Mario Kehdi Carra, Geraldo Lorenzi-Filho, Luiz Menna-Barreto

Arch Endocrinol Metab. 2015;59(1):71-8

DOI: 10.1590/2359-3997000000052

Where you read:

C

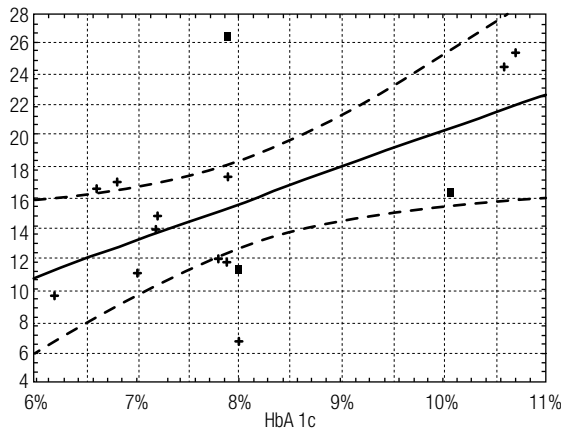


Figure 2. (A-B) Correlation of full awakening index with mean glycemia ($r = 0.5684$, $p = 0.0271$), and with A1C ($r = 0.6544$, $p = 0.0081$), respectively; **(C)** correlation between arousal index and A1C ($r = 0.5680$, $p = 0.0272$); **(D)** full awakening index of the 25% highest glycemic variability (group 2), comparing to the others (75%, groups 1) ($p = 0.0092$).

Should read:

C

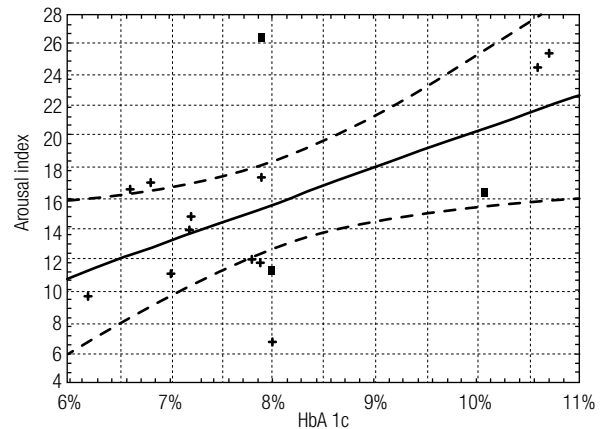
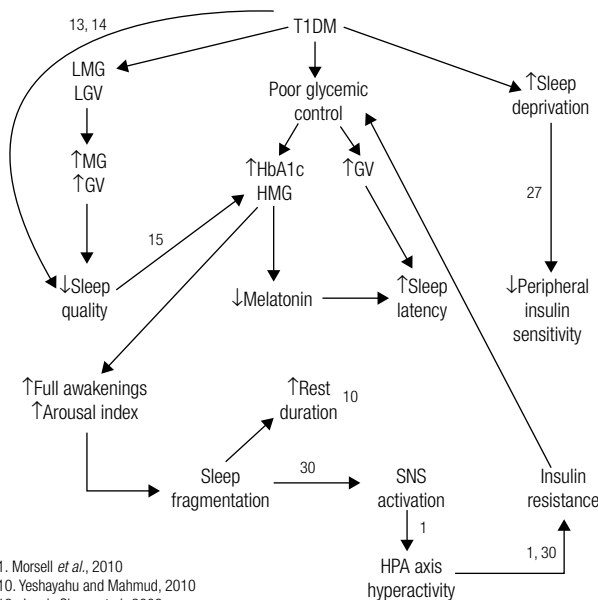


Figure 2. (A-B) Correlation of full awakening index with mean glycemia ($r = 0.5684$, $p = 0.0271$), and with A1C ($r = 0.6544$, $p = 0.0081$), respectively; **(C)** correlation between arousal index and A1C ($r = 0.5680$, $p = 0.0272$); **(D)** full awakening index of the 25% highest glycemic variability (group 2), comparing to the others (75%, groups 1) ($p = 0.0092$).

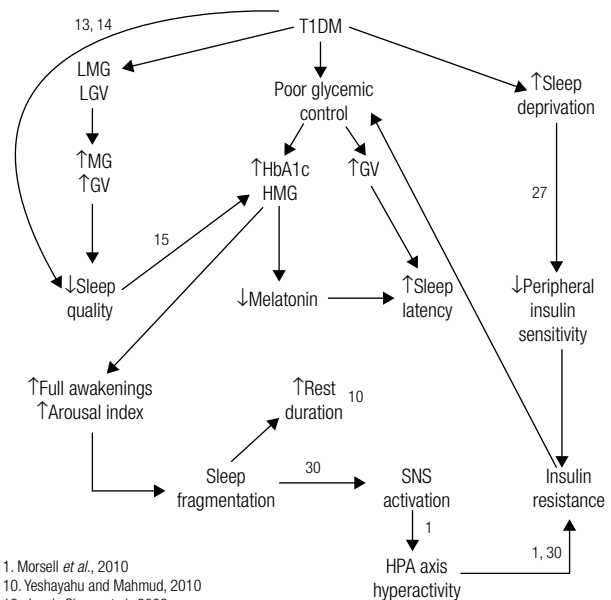
Where you read:



- 1. Morsell *et al.*, 2010
- 10. Yeshayahu and Mahmud, 2010
- 13. Jauch-Chara *et al.*, 2008
- 14. van Dijk *et al.*, 2011
- 15. Knutson *et al.*, 2006
- 27. Donga *et al.*, 2010
- 30. Stamatakis and Punjabi, 2010

Figure 4. Vicious circle comprising T1DM glycemic control and sleep.

Should read:



- 1. Morsell *et al.*, 2010
- 10. Yeshayahu and Mahmud, 2010
- 13. Jauch-Chara *et al.*, 2008
- 14. van Dijk *et al.*, 2011
- 15. Knutson *et al.*, 2006
- 27. Donga *et al.*, 2010
- 30. Stamatakis and Punjabi, 2010

Figure 4. Vicious circle comprising T1DM glycemic control and sleep.