

Anthropophilic biting behaviour of *Anopheles (Kerteszia) neivai* Howard, Dyar & Knab associated with Fishermen's activities in a malaria-endemic area in the Colombian Pacific

Jesús Eduardo Escovar^{1,2/+}, Ranulfo González³, Martha Lucía Quiñones¹

¹Department of Public Health, Universidad Nacional de Colombia, Bogota, Colombia ²Department of Basic Sciences, Universidad de La Salle, Bogota, Colombia ³Faculty of Natural and Exact Sciences, Universidad del Valle, Cali, Colombia

On the southwest Pacific Coast of Colombia, a field study was initiated to determine the human-vector association between *Anopheles (Kerteszia) neivai* and fishermen, including their nearby houses. Mosquitoes were collected over 24-h periods from mangrove swamps, marshlands and fishing vessels in three locations, as well as in and around the houses of fishermen. A total of 6,382 mosquitoes were collected. *An. neivai* was most abundant in mangroves and fishing canoes (90.8%), while *Anopheles albimanus* was found indoors (82%) and outdoors (73%). One *An. neivai* and one *An. albimanus* collected during fishing activities in canoes were positive for *Plasmodium vivax*, whereas one female *An. neivai* collected in a mangrove was positive for *P. vivax*. In the mangroves and fishing canoes, *An. neivai* demonstrated biting activity throughout the day, peaking between 06:00 pm-07:00 pm and there were two minor peaks at dusk and dawn. These peaks coincided with fishing activities in the marshlands and mangroves, a situation that places the fishermen at risk of contracting malaria when they are performing their daily activities. It is recommended that protective measures be implemented to reduce the risk that fishermen will contract malaria.

Key words: malaria - *Kerteszia* - *Anopheles neivai* - biting activity - Colombia

Anopheles (Kerteszia) neivai has a wide distribution in the neotropics, ranging from southern Mexico to Ecuador, with some records of its appearance in Bolivia, Peru and northern Brazil (Zavortink 1973, Marrelli et al. 2007). This species is mainly found on the Pacific Coast of Colombia in association with epiphytic and terrestrial bromeliads (Montoya-Lerma et al. 2011). In this region, *An. neivai* is considered a vector of human malaria (Carvajal et al. 1989, Olano et al. 2001, Gutiérrez et al. 2008). Of all *Kerteszia* species reported in Colombia, *An. neivai* has been the most studied, although much remains to be learned about its distribution and epidemiological importance. Previous studies have examined biting activity, oviposition sites, vectorial incrimination and epidemiological and sociological data, which have shown exophilic and exophagic preferences for biting throughout the day, sylvatic biting activity, high anthropophily, multiparity and natural infection with *Plasmodium* (Astaiza et al. 1988, Murillo et al. 1988, Carvajal et al. 1989, Solarte et al. 1996, Montoya-Lerma et al. 2011).

The Colombian Pacific region has optimal conditions for the survival of this species. This is likely a result of the abundance of bromeliad epiphytes, which are its oviposition sites and the fact that many settlements are located near forested areas, which facilitates mosquito-human contact. Given these biological and behavioural

characteristics, it is believed that this species could be playing an important role in the transmission of extrinsic malaria along the Pacific Coast (Solarte et al. 1996, Montoya-Lerma et al. 2011).

For over two decades, the term "occupational malaria" has been used to indicate occupation as a risk factor for contracting malaria. This relationship has been documented in several studies. The occupation types associated with malaria are diverse; among others, health workers (Rajasekhar & Nandakumar 2000), workers in the alluvial gold mining areas (Barbieri & Sawyer 2007) and farmers (Clark & Kelly 1993, Dolo et al. 2004, Sanabria et al. 2004, da Silva et al. 2010) are at increased risk for contracting the disease. Similarly, illegal labour activities, such as agriculture and mining without control, may favour the proliferation of oviposition sites, allowing for the maintenance of high densities of mosquito vectors (Padilla et al. 2011). In addition, the anopheline habitat can be increased by certain activities, such as extensive breeding of cattle, pigs, goats and some birds (Mboera et al. 2010).

Even non-endemic areas may present occupational malaria, as reported by Jaremin et al. (1993) in Poland, a country where malaria cases were documented only in marine fishermen and missionaries who had worked or were working in endemic areas.

In Colombia, there have been few studies examining the relationship between fishing and malaria risk. Sevilla-Casas (1993) established that, in the Naya River Basin in the Colombian Pacific, an area where malaria rates are high, economically related human migration coincides with the highest densities of mosquitoes, ensuring intense and continuous transmission of malaria. In the delta region, the beach is a high-risk zone, especially

doi: 10.1590/0074-0276130256

Financial support: COLCIENCIAS (110145921478)

+ Corresponding author: jeescobar@unal.edu.co

Received 10 May 2013

Accepted 31 October 2013

for adults, possibly as a result of high mosquito biting rates in the beach area. Other studies have shown that fishermen may be at risk of being bitten by exophagic mosquitoes such as *An. neivai*, principally by diurnal exposure or by entering sylvatic environments (Valderama & Santander 1985, Murillo et al. 1988, Carvajal et al. 1989, Solarte et al. 1996). The aim of this study was to establish the biting behaviour of *An. neivai* at locations indoors, outdoors, outside homes and in fishing canoes used by fishermen over a 24-h period and to determine if there is a spatial and temporal correlation between the peaks of *An. neivai* biting activity and fishing activities of inhabitants in the area.

The current study was conducted on the Pacific Coast of the Nariño department, an area endemic for malaria and where artisanal fishing is an important economic activity. The Pacific region has the highest incidence of malaria by *Plasmodium falciparum* infection. Furthermore, high chemoresistance of *P. falciparum* to antimalarial drugs has been reported for this department (Aponte et al. 2011). In 2010, 32 cases of malaria (87% *P. falciparum* and 13% *Plasmodium vivax*) were reported, while in 2011, 99 cases (78% *P. falciparum* and 22% *P. vivax*) occurred. Of these cases, 55% occurred in males (72 cases) and 45% occurred in females (59 cases). Among females, the most affected group was school age children (49.2% of cases), followed by housewives (45.8%). Among males, fishing is associated with infection by *Plasmodium*; 55.6% of reported cases have been documented in active fishermen. The second group of males at risk comprises students (40.3%) (Public Health Surveillance System Colombia, Municipal Health Secretary of the Municipality of Santa Bárbara, unpublished observations).

MATERIALS AND METHODS

Site study - The field work was carried out at three localities of Santa Bárbara-Iscuandé municipality (2°24'54.93"N 77°57'38.35"O). This municipality is located in the northern part of the department of Nariño (Colombia) and covers 1,232 km².

The main site used to determine the biting activity of *An. neivai* was the locality of Las Varas. This settlement is surrounded by mangroves and consists of approximately 80 houses and 250 inhabitants. Of the men, 92% are fishermen and 98% of women work at home, cooking and cleaning the house. The children attend school in the mornings, but they go to the mangroves to catch crabs, shells and other molluscs in their free time.

Observations of fishing activities were conducted in three localities: Las Varas, Juanchillo and La Ensenada (Fig. 1). Natural infection was determined by the total mosquitoes caught in all three localities, including mangroves and canoes.

Mosquito collection and sampling strategy - Human landing catches were constructed in mangrove swamps, marshlands, fishing canoes, outdoors and inside houses. The outdoor collections were performed at a distance of up to 50 m from dwellings. Approximately 500 m from the locality of Las Varas, three wooden platforms were constructed among the mangroves with the aim of collecting female mosquitoes without interruption from the

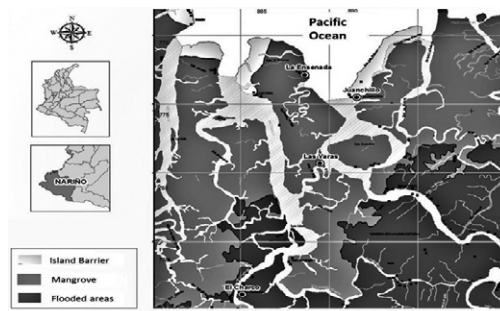


Fig. 1: study area. Municipality of Santa Bárbara-Iscuandé, localities of Las Varas, Juanchillo and La Ensenada.

rising tide. The platforms were placed 150 m from each other. Canoes were placed at sites within 500 m of Las Varas, at distances ranging from 0–200 m from the coast, depending on the ease with which a stable canoe position could be maintained.

The collections were made over a period of 14 days between August 2009–November 2011 and they were divided into two sessions of seven days each to obtain 144 h (6 days) of continuous sampling at every site. All the sites were sampled simultaneously with one collector per site, except in canoes, where there were two people per site (a fisherman and a collector). Collections were made using mouth aspirators and adult females were captured as they tried to land on the collectors, who were entomological technicians.

The general procedure for 144 h of sampling at each site (6 full days) was as follows: samplings were made simultaneously at every location (indoors, outdoors, in mangroves and in canoes) during consecutive 24-h periods. In total, 10 people participated in the mosquito collections. Sampling sessions were conducted for six continuous hours, followed by 6 h of rest. Five collectors began the sampling for 6 h and then were replaced by five others; thus, the sample-rest stage was repeated to achieve 24 h of sampling at each site. This procedure was repeated until six complete 24-h samplings were achieved at every site. Every time a 24-h collection was completed at all the sampling sites, there was a 12-h break to relocate the collectors and begin the sampling at a new time and place. The collectors were rotated between sites with the aim of avoiding bias from personal variations in attracting mosquitoes. The captured females were individually stored in vials and brought to the laboratory for preservation and taxonomic determination.

Mosquito identification - The mosquitoes were identified using keys for *Anopheles* (González & Carrejo 2009) and the *Kerteszia* subgenus species (Zavortink 1973).

Molecular confirmation of species - Genomic DNA was extracted from adult mosquito abdomens with the DNeasy Blood & Tissue Kit (QIAGEN®, Germantown, MD, USA). The rDNA internal transcribed spacer 2 (ITS2) region was amplified using the primers of Collins and Paskewitz (1996) and polymerase chain reac-

tion (PCR) conditions described by Linton et al. (2001). A portion (710 bp, including primers) of the barcoding region of cytochrome c oxidase I (COI) (mDNA) was amplified using the primers designed by Folmer et al. (1994) and the PCR conditions described by Ruiz et al. (2010). The products were visualised on a 1% agarose gel containing 0.5 mg/mL of ethidium bromide. The PCR product was purified using ExoSAP-IT® (USB Corporation, Cleveland, OH, USA).

Sequencing reactions were carried out in both directions using the Big Dye Terminator Kit® (PE Applied BioSystems, Warrington, England) on an ABI 3730 automated sequencer (PE Applied BioSystems). The sequences were edited with Sequencher™ 4.10.1 (Gene Codes Corporation, Ann Arbor, MI, USA) and aligned manually in MacClade v.4.06 (Maddison & Maddison 2003). Sequence similarities were compared with those available in GenBank using Basic Local Alignment Search Tool (ncbi.nlm.nih.gov/genbank/) and compared with sequences available in Barcode of Life Data Systems (barcodinglife.com/). Sequence statistics were calculated using MEGA v.4 (Kumar et al. 2008).

Description of fishing activities - To detect and describe the main fishing activities in the area, 180 structured interviews of active fishermen were performed; the time of departure and return from fishing, the preferred sites and times for fishing, the species of fish captured and the types of fishing methods were recorded. The fishermen also reported the control measures used to prevent mosquito bites and whether the measures seemed effective.

A total of 50 h of observations were made of fishermen in the field while they performed their fishing activities. The observation sites consisted of mangroves frequented by fishermen to set their nets, canoes with fishermen and boarding areas. Three trained persons recorded the times of departure and arrival of the fishermen, the fish caught and the fishing technique used. The places where the main fishing activities took place were georeferenced using a GPS system in the localities of La Ensenada, Juanchillo and Las Varas.

Natural infection - Parasite detection of *Plasmodium* species in female mosquitoes was performed using an ELISA (Wirtz et al. 1985, 1987). The procedure was adjusted following the guidelines of the standard protocol distributed with the ELISA kits (Centers for Disease Control and Prevention, Atlanta, GA, USA). Once identified, the head and thorax of each specimen were separated from the body and macerated in a vial of 0.5 mL. The remainder of each body (wings, legs and abdomens) was stored for taxonomic support. Each mosquito was tested individually or in pools of up to 10 specimens, provided that they belonged to the same species, came from the same site and were collected on the same date. Samples were tested in a 96-well ELISA plate along with seven negative controls (mosquitoes from a laboratory colony of *Anopheles albimanus*) and two positive controls corresponding to pure circumsporozoite protein. The results were read in an ELISA reader (MRX DYNEX®, Magellan Biosciences) with a 415 nm filter and were rechecked after 1 h. The cut-off used was two times the average of the negative control, following the directions of Beier et al. (1988). Positive samples in the first ELISA underwent a second test. Only the samples that were positive in both tests were ultimately considered positive.

RESULTS

Species identification - A total 6,382 anopheline mosquitoes were collected. Two species were found: *An. neivai* represented 81.2% (5,222 female mosquitoes) and *An. albimanus* represented 18.2% (1,160 female mosquitoes) (Table I).

Molecular confirmation - A total of 120 DNA sequences were obtained, corresponding to 30 sequences per collection site. Analysis of these sequences using the markers COI and ITS2 showed only one haplotype, confirming no intraspecific variation among the individuals analysed. The ITS2 fragment showed no length variability (546 bp) and the COI fragment exhibited a length of 650 pb. The COI sequences were compared with sequences of Barcode of Life Data Systems (boldsystems.org). This comparison showed that the sequences ob-

TABLE I
Abundance and relative abundance of *Anopheles neivai* and *Anopheles albimanus* in five different sampling sites in southern coastal Colombian localities

Site	<i>An. neivai</i> (n)	Relative abundance	<i>An. albimanus</i> (n)	Relative abundance	Total (n)	Proportion
Indoors	72	0.27	194	0.73	266	0.04
Outdoors	140	0.24	443	0.76	583	0.09
Mangrove	3,231	0.91	325	0.09	3,556	0.56
Canoe	1,779	0.90	198	0.10	1,977	0.31
Total	5,222	0.82	1,160	0.18	6,382	1.00

the sampling effort corresponds to 144 h (6 full days) per person in every site.

tained had a high similarity to sequences of *An. neivai*: barcode record MBIB513-10 (99.69% similarity) and barcode record MBIB519-10 (99.54% similarity).

Relative abundance - *An. albimanus* was the most abundant species indoors and outdoors (73% and 76%, respectively), while *An. neivai* was the most abundant species in extradomiciliary sites such as mangroves (91%) and canoes (90%).

Human biting rates (HBR) - Indoors and outdoors - Indoors, *An. neivai* showed a peak between 05:00 pm-07:00 pm. This peak had a HBR of 15.6 mosquitoes/man/h (m/m/h), with a range of variation (RV) between 30 m/m/h-180 m/m/h. *An. albimanus* presented one peak between 05:00 pm-07:00 pm, more than twice that of *An. neivai* (HBR: 38.4 m/m/h), with decreasing activity throughout the night (Fig. 2).

Outdoors, both species demonstrated activity beginning at 05:00 pm. The peak of activity of *An. albimanus* (HBR: 35.4 m/m/h; RV: 21 m/m/h - 48 m/m/h) was at 07:00 pm and was more than twice that of *An. neivai* (HBR: 17.6 m/m/h; RV: 11 m/m/h-24 m/m/h), which occurred at 06:00 pm (Fig. 3).

Outside the home and in mangroves - In mangroves (wooden platforms), *An. neivai* showed the highest biting rates, with a peak at 06:00 pm (HBR: 64,9 m/m/h; RV: 30 m/m/h-180 m/m/h) and two small peaks at 09:00 pm and 11:00 pm. This species also exhibited activity all day. In mangroves, *An. albimanus* showed very low biting activity relative to *An. neivai*, with two small peaks at 09:00 pm and 11:00 pm (Fig. 4).

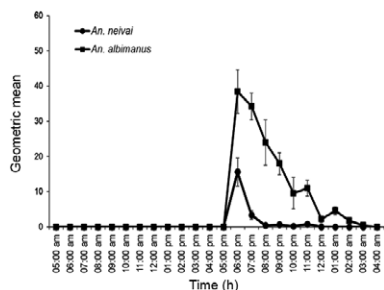


Fig. 2: man biting activity in indoors of *Anopheles neivai* and *Anopheles albimanus* (geometric mean: 95% confidence interval), municipality of Iscuandé, Las Varas (sampling for 24 h; n = 841).

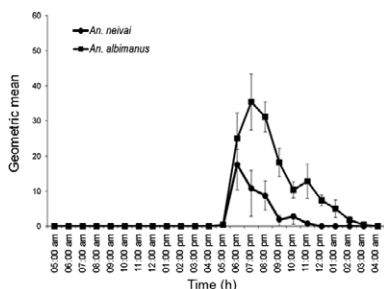


Fig. 3: man biting activity in peridomicile of *Anopheles neivai* and *Anopheles albimanus* (geometric mean: 95% confidence interval), municipality of Iscuandé, Las Varas (sampling for 24 h; n = 906).

Canoes - In canoes, *An. neivai* was much more abundant than *An. albimanus*, with a relative abundance of 90%. This mosquito displayed three peaks of activity: the first between 05:00 am-06:00 am (HBR: 8,3 m/m/h; RV: 3 m/m/h- 22 m/m/h), the second between 05:00 pm-07:00 pm (16,7 m/m/h; RV: 4 m/m/h-24 m/m/h) and the third between 08:00 pm-10:00 pm (12 m/m/h; RV: 6 m/m/h-30 m/m/h) (Fig. 5). *An. neivai* and *An. albimanus* were detected up to 200 m from the coast in samplings carried out in canoes during fishing from 05:00 pm-07:00 pm.

Fisherman activities - Fishing in the studied area is mostly artisanal and consists of various activities that place the fishermen at risk of being bitten by *Anopheles*. Most of these activities are performed outside the home.

Piangua (*Anadara tuberculosa*) is a mollusc that is collected in the mangroves at low tide by women and children when they finish their schoolwork. This collection usually occurs between 07:00 am-10:00 am and between 01:00 pm-03:00 pm. These individuals must enter the mangroves to remove the shells that are attached to tree roots, thus exposing themselves to *An. neivai*. Similarly, native children catch crabs (Arthropoda: Crustacea: Decapoda), which are sold in the nearby markets, in mangroves. The capture of these arthropods can be performed all day and throughout the year. During this activity, children may be bitten by mosquitoes.

Fishermen use nets of several metres in length constructed of 2.5” mesh, known as *trasmallo*, to capture shrimp. This net is connected to the mangroves; at high tide, fish enter into flooded areas and then they become trapped in the nets at low tide. Fishermen assemble these

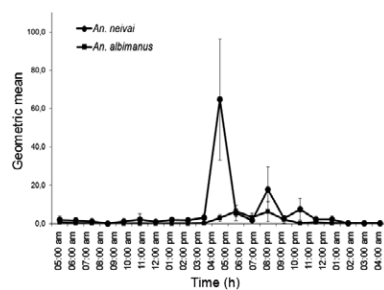


Fig. 4: man biting activity in extradomicile (mangrove) of *Anopheles neivai* and *Anopheles albimanus* (geometric mean: 95% confidence interval) near of municipality of Iscuandé, Las Varas (sampling for 24 h; n = 3,237).

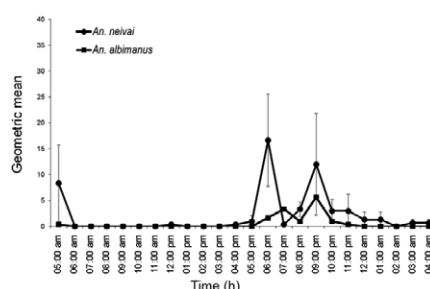


Fig. 5: man biting activity in extradomicile (canoe) of *Anopheles neivai* and *Anopheles albimanus* (geometric mean: 95% confidence interval), municipality of Iscuandé, Las Varas (sampling for 24 h; n = 896).

nets between 05:00 am-01:00 pm, during which they may be bitten by *An. neivai*.

Another method utilises nets of 4" mesh, which are used to capture catfish (*Bagre pinnomaculatus*), snooks (*Centropomus undecimalis*), sierra (*Scomberomorus sierra*) and green jack (*Caranx caballus*), among other fish. This net is assembled in a similar manner, but between 06:00 pm-06:00 am. In both cases, fishermen may be bitten by mosquitoes when they are either in the mangrove to tie the net or in the canoe to gather the fish that have been caught.

Other fishing activities are performed exclusively by canoe and fishermen leave the canoes only to land. Many fishermen use homemade hooks that contain baits (known as *calandros*) to capture fish such as snappers (*Lutjanus* spp), Panama hake (*Merluccius angustimanus*), flathead sea catfish (*Arius planiceps* and *Arius platypogon*) and chihuil sea catfish (*Bagre panamensis*). Fishermen paddle their vessels around the mangroves and estuaries, searching for the best places to throw the *calandro*. Once they have found a good place, they wait patiently to catch the quota of fish required for their livelihood. This activity is usually performed between 5:00 am-07:00 pm.

Another important fishing activity is net fishing, where two or three fishermen work together to place the net into the sea and collect all the fish that have been caught. Depending on the type of fish they are seeking, they may stay only a few metres from the mangrove or go far offshore. This activity is performed over a broad time period, ranging from 04:00 am-12:00 am and it coincides with the three peaks of *An. neivai* biting activity.

Poor families that cannot afford an outboard motor, which would provide access to more fishing sites and reach at least 1,000 m offshore, use a small traditional canoe; thus, their mobility depends on the use of paddles. In such canoes, they navigate through the mangrove fringe at very low speeds, fishing with simple bait or small nets. Often, they spend several hours waiting at the edge of the mangrove for the fish to bite, an action that places them at risk of being bitten by *An. neivai*.

Natural infection - A total of 6,382 female mosquitoes were processed using the ELISA technique. Three specimens (0.05%) were infected with *Plasmodium*.

Table II shows the field code, the species infected, the capture site, date and time and the *Plasmodium* species detected. Two females of *An. neivai* (2/5222 = 0.04%) were found infected with *P. vivax* VK247 and *P. vivax* VK210. One female *An. albimanus* (1/1160 = 0.09%) was infected with *P. vivax* VK210.

Entomological inoculation rate (EIR) - The EIR (Warrell & Gilles 2002) was calculated from the product of the HBR (average of 24 h) and the sporozoite rate at each sampling site where mosquitoes were found infected with *Plasmodium* (Table II).

DISCUSSION

An important aim of this study was to determine whether *An. neivai* can reach fishing canoes and bite fishermen while they are performing their daily activities. It was possible to calculate the HBR for six samples of continuous 24-h sampling and for eight samples at peak activity, which indicates that this species reaches the boats and canoes not by accident, but rather as a result of "habitual" behaviour.

This study reports the presence of *An. neivai* and *An. albimanus* that bite fishermen in their canoes, demonstrating that mosquitoes can leave the swamp and fly hundreds of metres to bite fishermen. Mosquito activity was detected up to 200 m offshore and according to the fishermen themselves; mosquitoes can reach canoes located up to 500-800 m from shore.

The natural infection results (Table II) showed that three female *Anopheles* were found infected with *P. vivax*. Two (1 *An. neivai* and 1 *An. albimanus*) were caught landing on fishermen in their canoes. The EIR values for each site were low, presumably due to the low biting rate observed in the early hours. Nevertheless, this result, coupled with the HBR in the canoes and mangroves at peak activity and confirmed by epidemiological data from the area, supports the argument that fishing is an "occupational" risk factor for contracting malaria.

An. neivai peaked at dawn in the canoes, which was not observed at any of the other sampling sites, even in the mangroves. It is possible that populations of *An. neivai* that are present in the mangroves feed at dawn on the fishermen in their canoes because there are no other

TABLE II
Results of ELISA detection of *Plasmodium* CS proteins in 6,322 wild-caught female mosquitoes captured using human-landing catches in southern coastal Colombian localities

Field code	Species	Capture site	Date-capture (time)	<i>Plasmodium</i> species	EIR
249-3	<i>Anopheles neivai</i>	Canoe 200 m from locality Las Varas	26 Feb 2010 (05:30 pm-06:00 pm)	<i>P. vivax</i> (VK210)	1.8
434-13	<i>An. neivai</i>	Mangrove Las Varas	27 Sep 2010 (01:00 am-02:00 am)	<i>P. vivax</i> (VK247)	2.3
402-27	<i>Anopheles albimanus</i>	Canoe Mangrove Las Varas - estuary of boat	3 Mar 2011 (06:00 pm-18:20 pm)	<i>P. vivax</i> (VK210)	1.4

EIR: entomological inoculation rate.

humans at that time in the mangrove. Likewise, canoes concentrate people, which can enhance the attraction of mosquitoes. There are always between two-five fishermen in each boat. For example, while some fishermen are approaching the net, the others are removing the fish that have been caught in it. Fishing nets can weigh more than 200 kg; therefore, at least two people are required to move them.

The dawn peak activity of *An. neivai* (17.7 m/m/h) coincides with the boarding of fishermen, who carry out their fishing activities between 05:00 am-04:00 pm. At the time of boarding and even when they are in their canoes, they are at risk of being bitten by *An. neivai*.

In this study, *An. neivai* showed preferences for extradomiciliary biting activity, but it also showed constant intradomiciliary activity. Although most *Kerteszia* species are characterised by exophagic preferences (Marrelli et al. 2007), there have been reports of some species of this subgenus that prefer anthropic environments over forest environments. Forattini et al. (1999) found that *Anopheles (K) bellator* was four times more abundant indoors than *Anopheles (K) cruzii*, which showed an inclination for sylvatic environments.

The few previous studies that have examined the *Kerteszia* subgenus in Colombia have identified little or no indoor activity. Quiñones et al. (1984) did not detect indoor activity for *Anopheles (K) pholidotus* (referred to as *Anopheles lepidotus*). In relation to *An. (K) neivai*, Astaiza et al. (1988) reported some domiciliary activity on the Pacific Coast during indoor sampling between 07:00 pm-05:00 am and they detected peak activity at 01:00 am. Solarte et al. (1996) reported no significant indoor activity for this species in distinct settlements of the Naya River (Colombia).

It is possible that this species has inherent synanthropic potential or may be seeking new environments in which to feed due to external pressures, such as decreases of their original food sources or degradation of their natural environment. Moreover, many anophelines may show temporary or permanent changes in their biting behaviour in response to extrinsic factors, such as moon phases, rain, deforestation and the use of insecticides (Reddy et al. 2011). The levels of domestication of mosquito species can vary by location and show different degrees of endophily and endophagy. These differences can be observed in the interactions between local ecological factors, such as the distance between houses and oviposition sites, the housing type, the time of year and biological-genetic specific factors such as heredity and age, which influence biting behaviour. Furthermore, it has been suggested that important differences in behaviour may indicate that the populations of interest are part of a species complex (Rubio-Palis & Curtis 1992, Rubio-Palis et al. 2013).

As *An. neivai* breeds exclusively in the jungle and this species has exophilic preferences, females must travel between the forests and houses to achieve their food-oviposition requirements. Thus, the distance between dwellings and the mangrove forest is a key factor contributing to the development of endophagic behaviour in this species. Confirming this view, several stud-

ies have shown that dwelling closer to the forest is a risk factor for contracting malaria (Rozendaal 1992, Stefani et al. 2011).

The risk of being bitten by *An. neivai* in the dwellings is exacerbated because most of the dwellings in the study area are built of wood, have incomplete walls and lack glass windows. The peak indoor biting activity (06:00 pm-07:00 pm) creates a risk factor for the local population because they can be bitten by *An. neivai* at a time when most of them have not yet gone to bed. Stefani et al. (2011) found that children who go to bed after 07:00 pm have a higher risk of contracting malaria than those who go to bed earlier because the latter are protected by bednets at the time of peak anopheline biting activity.

An. neivai was more active at night outdoors than indoors and showed a bite rate lower than that reported by Astaiza et al. (1988), but higher than that reported by Solarte et al. (1996). *An. neivai* only showed one peak of activity (05:00 pm-06:00 pm), but it coincided with a variety of activities around the home, including chatting with neighbours, sharing work experiences, playing games and other tasks such as making or repairing fishing nets. The only option for inhabitants to avoid being bitten is to drive away insects with smoke from fires using the skin of coconut palms that are plentiful in the area. This measure, although inexpensive, is problematic because the smoke generated by burning coconut skin irritates the respiratory system. Furthermore, its effectiveness depends on the availability of this fruit in the zone and the combustion duration, which averages 15 min.

The forest activity of *An. neivai* has been reported previously (Solarte et al. 1996, Astaiza et al. 1988). However, this is the first time that biting activity has been measured for 24 continuous hours in the mangrove forest and related to the activities of fisherman. *An. neivai* presented a trimodal pattern of biting activity and this study has the highest reported biting activity for this species. Two of the three activity peaks coincided in time (between 06:00 pm-09:00 am and 09:00 pm-10:00 pm), as described by Solarte et al. (1996). The third peak, close to midnight, is reported here for the first time for this species. At the end of this peak (at 01:00 am), a female *An. neivai* infected with *P. vivax* was captured. An activity peak was not detected at sunrise. Previous reports (Solarte et al. 1996) have described a small peak of activity for *An. neivai* between 06:00 am-07:00 am and studies investigating the subgenus *Kerteszia* indicate that this species has two peaks of activity in sylvatic areas: one at sunrise and another at sunset (Forattini et al. 1996, Marrelli et al. 2007). All of the peaks of mosquito activity coincided with one or more times when fishing activities were being performed in the area.

Despite the low daytime activity of *An. neivai* reported in this study, women and children are primarily at risk of being bitten by this mosquito during the day, when they enter the mangroves to catch molluscs and crabs. These activities, which help them pay their school fees, are performed almost every day. They must remain within the mangrove forest for 3-6 h and are virtually unprotected against mosquitoes and other bloodsucking insects.

Similarly, fishermen are forced to spend several hours at the edge of mangroves as they set the nets and carefully remove fish that have fallen into them. To repel mosquitoes, they burn coconut husks or apply oil-derived substances to the skin, which, according to the fishermen, causes them discomfort and skin irritation.

This study has demonstrated a temporal and spatial coincidence between several fishing activities performed outdoors and peaks of *An. neivai* biting activity. This relationship, combined with the detection of infection by *Plasmodium* in female mosquitoes caught in canoes, suggests that *An. neivai* may be responsible for extradomiciliary transmission of malaria, mainly in mangroves and canoes. This type of malaria transmission is common in the *Kerteszia* subgenus and several of its species have been associated with malaria transmission in forest environments, which is known as bromeliad-malaria (Ueno et al. 2007). Similarly, Valderrama and Santander (1985) found that 83% of malaria cases were contracted outside the home in a study on the Bajo Calima, where *An. neivai* is abundant.

Moreover, it has been suggested for over a decade that this species may be the primary malaria vector in some areas of the Pacific Colombian Coast, given its strong association with humans, its high densities, its constant presence in coastal areas (Astaiza et al. 1988, Solarte et al. 1996) and its natural infection with *Plasmodium* (Carvajal et al. 1989, Gutiérrez et al. 2008).

In the department of Nariño, most malaria control strategies have targeted intradomiciliary mosquitoes through the provision of treated mosquito bednets. Municipal health services have distributed free mosquito bednets and coverage reaches nearly 100% of the population. However, this measure is not effective in preventing peri and extradomiciliary malaria transmission in Nariño. Because Nariño is one of the eight poorest departments in the country, where 56.1% of its inhabitants are under the poverty line (DNP 2011), it is likely that most people in the study area are not accustomed to using commercial repellents because they cannot afford them. It is suggested that low-cost commercial repellents against malaria be supplied by the departmental program after implementing an education campaign and training the community to optimise repellent use.

ACKNOWLEDGEMENTS

To Freddy Ruiz (Walter Reed Biosystematic Unit/Smithsonian Institution), for his support in generating DNA sequences, and to Lucio Góngora and the community of La Ensenada, for their hospitality.

REFERENCES

- Aponte SL, Díaz G, Pava Z, Echeverry DF, Ibarguen D, Rios M, Murcia LM, Quelal C, Murillo C, Gil P, Björkman A, Osorio L 2011. Sentinel network for monitoring in vitro susceptibility of *Plasmodium falciparum* to antimalarial drugs in Colombia: a proof of concept. *Mem Inst Oswaldo* 106 (Suppl. 1): 123-129.
- Astaiza R, Murillo C, Fajardo P 1988. Biología de *Anopheles (Kerteszia) neivai* h., d. & k., 1913 (Diptera: Culicidae) en la Costa Pacífica de Colombia. Fluctuación de la población adulta. *Rev Saude Publica* 22: 101-108.
- Barbieri AF, Sawyer DO 2007. Heterogeneidade da prevalência de malária em garimpos do norte de Mato Grosso, Brasil. *Cad Saude Publica* 23: 2878-2886.
- Beier JC, Asiago CM, Onyango FK, Koros JK 1988. ELISA absorbance cut-off method affects malaria sporozoite rate determination in wild Afrotropical *Anopheles*. *Med Vet Entomol* 2: 259-264.
- Carvajal H, de Herrera MA, Quintero J, Alzate A, Herrera S 1989. *Anopheles neivai*: a vector of malaria in the Pacific low lands of Colombia. *Trans R Soc Trop Med Hyg* 83: 609.
- Clark J, Kelly K 1993. Human genetics, paleoenvironments and malaria: relationships and implications for the settlement of Oceania. *Am Anthropol* 95: 612-630.
- Collins FH, Paskewitz SM 1996. A review of the use of ribosomal DNA (rDNA) to differentiate among cryptic *Anopheles* species. *Insect Mol Biol* 5: 1-9.
- da Silva NS, da Silva-Nunes M, Malafrente RS, Menezes MJ, D'Arcadia RR, Komatsu NT, Scopel KK, Braga EM, Cavasini CE, Cordeiro JA, Ferreira MU 2010. Epidemiology and control of frontier malaria in Brazil: lessons from community-based studies in rural Amazonia. *Trans R Soc Trop Med Hyg* 104: 343-350.
- DNP - Dirección Nacional de Planeación 2011. Indicadores de pobreza por ingreso. Nueva metodología. Available from: dnp.gov.co.
- Dolo G, Briet OJ, Dao A, Traore SF, Boare M, Sogoba N 2004. Malaria transmission in relation to rice cultivation in the irrigated Sahel of Mali. *Acta Trop* 89: 147-159.
- Folmer O, Black M, Hoeh W, Lutz R, Vrijenhoek R 1994. DNA primers for amplification of mitochondrial cytochrome c oxidase subunit I from diverse metazoan invertebrates. *Mol Mar Biol Biotechnol* 3: 294-299.
- Forattini OP, Kakitani I, Massad E, Marucci D 1996. Studies on mosquitoes (Diptera: Culicidae) and anthropic environment. II. Biting activity and blood-seeking parity of *Anopheles (Kerteszia)* in south-eastern Brazil. *Rev Saude Publica* 30: 107-114.
- Forattini OP, Kakitani I, dos Santos RC, Ueno HM, Kobayashi KM 1999. Role of *Anopheles (Kerteszia) bellator* as malaria vector in southeastern Brazil (Diptera: Culicidae). *Mem Inst Oswaldo Cruz* 94: 715-718.
- González R, Carrejo N 2009. *Introducción al estudio taxonómico de Anopheles de Colombia. Claves y notas de distribución*, 1st ed., Universidad del Valle, Cali, 237 pp.
- Gutiérrez LA, Naranjo N, Jaramillo LM, Muskus C, Luckhart S, Conn JE, Correa M 2008. Natural infectivity of *Anopheles* species from the Pacific and Atlantic Regions of Colombia. *Acta Tropica* 107: 99-105.
- Jaremin B, Nahorski W, Goljan J, Felczak-Korzybska I, Górski J, Myjak P, Kotłowski A 1993. Malaria as an occupational disease. *Bull Inst Marit Trop Med Gdynia* 44-45: 43-50.
- Kumar S, Dudley J, Nei M, Tamura K 2008. MEGA: a biologist-centric software for evolutionary analysis of DNA and protein sequences. *Brief Bioinform* 9: 299-306.
- Linton YM, Harbach RE, Anthony TG, Chang MS, Asmad M 2001. Morphological and molecular identity of *Anopheles (Cellia) sundaicus* (Diptera: Culicidae), the nominotypical member of a malaria vector species complex in Southeast Asia. *Syst Entomol* 26: 357-366.
- Maddison DR, Maddison WR 2003. *MacClade v.4.06: analysis of phylogeny and character evolution*, Sinauer Associates, Sunderland, MA, USA.

- Marrelli MT, Malafronte RS, Sallum MAM, Natal D 2007. *Kerteszia* subgenus of *Anopheles* associated with the Brazilian Atlantic rainforest: current knowledge and future challenges. *Malar J* 2007, 6: 127.
- Mboera LEG, Senkoro KP, Mayala BK, Rumisha SF, Rwegoshora RT, Mlozi MR, Shayo EH 2010. Spatio-temporal variation in malaria transmission intensity in five agro-ecosystems in Mvomero district, Tanzania. *Geospat Health* 4: 167-178.
- Montoya-Lerma J, Solarte YA, Giraldo-Calderón GI, Quiñones ML, Ruiz-López F, Wilkerson RC, González R 2011. Malaria vector species in Colombia - A review. *Mem Inst Oswaldo Cruz* 106 (Suppl. I): 223-238.
- Murillo C, Astaiza V, Fajardo P 1988. Biología de *Anopheles (Kerteszia) neivai* H., D. & K., 1913 (Diptera: Culicidae) en la Costa Pacífica de Colombia. I. Fluctuación de la población larval y características de sus criaderos. *Rev Saude Publica*: 22: 94-100.
- Olano V, Brochero H, Sáenz R, Quiñones M, Molina J 2001. Mapas preliminares de la distribución de *Anopheles* vectores de malaria en Colombia. *Biomédica* 21: 402-403.
- Padilla JC, Alvarez G, Montoya R, Chaparro P, Herrera S 2011. Epidemiology and control of malaria in Colombia. *Mem Inst Oswaldo Cruz* 106 (Suppl. I): 114-122.
- Quiñones M, Suárez M, Rodríguez A, Fleming G, Galvis L 1984. Comportamiento de *Anopheles (Kerteszia) lepidotus* Zavortink, 1973, y su incriminación como posible vector de malaria en el Departamento del Tolima, Colombia. *Biomédica* 4: 5-13.
- Rajasekhar M, Nandakumar NV 2000. Occupational malaria and health risk among select occupational health care employee groups in an urban hospital at Tirupati, AP. *Indian J Malariol* 37: 53-60.
- Reddy MR, Overgaard HJ, Abaga S, Reddy VP, Caccone A, Kiszewski AE, Slotman MA 2011. Outdoor host seeking behaviour of *Anopheles gambiae* mosquitoes following initiation of malaria vector control on Bioko Island, Equatorial Guinea. *Malar J* 10: 184
- Rozendaal JA 1992. Relations between *Anopheles darlingi* breeding habitats, rainfall, river level and malaria transmission rates in the rain forest of Suriname. *Med Vet Entomol* 6: 16-22.
- Rubio-Palis Y, Bevilacqua M, Medina DA, Moreno JE, Cárdenas L, Sánchez V, Estrada Y, Anaya W, Martínez Á 2013. Malaria entomological risk factors in relation to land cover in the Lower Caura River Basin, Venezuela. *Mem Inst Oswaldo Cruz* 108: 220-228.
- Rubio-Palis Y, Curtis CF 1992. Biting and resting behaviour of anophelines in western Venezuela and implications for control of malaria transmission. *Med Vet Entomol* 6: 325-334.
- Ruiz F, Linton Y-M, Ponsonby DJ, Conn JE, Herrera M, Quiñones ML, Vélez ID, Wilkerson RC 2010. Molecular comparison of topotypic specimens confirms *Anopheles (Nyssorhynchus) dunhami* Causey (Diptera: Culicidae) in the Colombian Amazon. *Mem Inst Oswaldo Cruz* 105: 899-903.
- Sanabria H, Hernández A, Villafuerte A, Erazo P 2004. Percepción y condiciones de trabajo de personas que tuvieron malaria. *Rev Peru Med Exp Salud Publica* 21: 210-216.
- Sevilla-Casas E 1993. Human mobility and malaria risk in the Naya River basin of Colombia. *Social Sci Med* 37: 1155-1167.
- Solarte Y, Hurtado C, Gonzalez R, Alexander B 1996. Man-biting Activity of *Anopheles (Nyssorhynchus) albimanus* and *An. (Kerteszia) neivai* (Diptera: Culicidae) in the Pacific lowlands of Colombia. *Mem Inst Oswaldo Cruz* 91: 141-146.
- Stefani A, Hanf M, Nacher M, Girod R, Carme B 2011. Environmental, entomological, socioeconomic and behavioural risk factors for malaria attacks in Amerindian children of Camopi, French Guiana. *Malar J* 10: 246.
- Ueno HM, Forattini OP, Kakitani I 2007. Vertical and seasonal distribution of *Anopheles (Kerteszia)* in Ilha Comprida, Southeastern Brazil. *Rev Saude Publica* 41: 269-275.
- Valderrama FG, Santander AG 1985. *Riesgo de infección extradomiliar de la malaria en diferentes ámbitos sociológicos ocupacionales en Bajo Calima, Buenaventura, Colombia*. MSc Thesis, University of Valle, Cali, 191 pp.
- Warrell DA, Gilles HM 2002: *Essential malariology*, 4th ed., A Hodder Arnold Publication, London, 384 pp.
- Wirtz RA, Burkot TR, Andre RG, Rosenberg R, Collins WE, Roberts DR 1985. Identification of *Plasmodium vivax* sporozoites in mosquitoes using an enzyme-linked immunosorbent assay. *Am J Trop Med Hyg* 34: 1048-1054.
- Wirtz RA, Zavala F, Charoenvit Y, Campbell GH, Burkot TR, Schneider I, Esser KM, Beaudoin RL, Andre RG 1987. Comparative testing of monoclonal antibodies against *Plasmodium falciparum* sporozoites for ELISA development. *Bull WHO* 65: 39-45.
- Zavortink TJ 1973. Mosquitoes studies (Diptera: Culicidae). XXIX. A review of the subgenus *Kerteszia* of *Anopheles*. *Contr Amer Ent Inst* 9: 1-59.