

# NITROGEN FERTILIZER USE EFFICIENCY, RECOVERY AND LEACHING OF AN ALEXANDERGRASS PASTURE<sup>(1)</sup>

Laércio Ricardo Sartor<sup>(2)</sup>, Tangriani Simioni Assmann<sup>(3)</sup>,  
André Brugnara Soares<sup>(3)</sup>, Paulo Fernando Adami<sup>(2)</sup>,  
Alceu Luiz Assmann<sup>(4)</sup> & Christiano Santos Rocha Pitta<sup>(2)</sup>

## SUMMARY

Nitrogen usually determines the productive potential of forage crops, although it is highly unstable in the environment. Studies on recovery rates and use efficiency are important for more reliable fertilizer recommendations to reduce costs and avoid environmental pollution. The purpose of this study was to evaluate N use efficiency and recovery rate of Alexandergrass pasture (*Brachiaria* – Syn. *Urochloa plantaginea*) as well as N-NO<sub>3</sub><sup>-</sup> and N-NH<sub>4</sub><sup>+</sup> soil concentrations using different levels of N fertilization under two grazing intensities. The experiment was arranged in a randomized block design in a factorial scheme with three replications. Treatments consisted of three N rates (0, 200 and 400 kg ha<sup>-1</sup> N) and two grazing intensities termed low mass (LM; forage mass of 2,000 kg ha<sup>-1</sup> of DM) and high mass (HM; forage mass of 3,600 kg ha<sup>-1</sup> of DM) under continuous stocking and variable stocking rates. Results of N fertilization with 200 kg ha<sup>-1</sup> were better than with 400 kg ha<sup>-1</sup> N. There was a significant effect of N rates on soil N-NO<sub>3</sub><sup>-</sup> concentration with higher levels in the first layer of the soil profile in the treatment with 400 kg ha<sup>-1</sup> N. Grazing intensity also affected soil N-NO<sub>3</sub><sup>-</sup> concentration, by increasing the levels under the higher stocking rate (lower forage mass).

**Index terms:** Forage production, inorganic N, soil fertility, urea.

---

<sup>(1)</sup> Received for publication in April 2010 and approved in February 2011.

<sup>(2)</sup> Estudantes do Programa de Pós-Graduação em Agronomia, UTFPR. Via do Conhecimento, km 1, CEP 85501-290 Pato Branco (PR). E-mails: laerciosartor@hotmail.com; paulof\_adami@hotmail.com; chrpitta@yahoo.com.br

<sup>(3)</sup> Professores do Programa de Pós-Graduação em Agronomia, UTFPR. E-mails: tangriani@utfpr.edu.br; soares@utfpr.edu.br

<sup>(4)</sup> Pesquisador da Unidade Regional de Pesquisa Pato Branco / Instituto Agrônomo do Paraná – IAPAR. BR 158, km 497, Bairro Bom Retiro, Caixa Postal 510, CEP 85505 970 Pato Branco (PR). E-mail: assmann@iapar.br

**RESUMO:** *EFICIÊNCIA DE USO DA ADUBAÇÃO NITROGENADA, RECUPERAÇÃO E LIXIVIAÇÃO DO NITROGÊNIO EM PASTAGEM DE CAPIM-PAPUÃ*

*O N possui elevada instabilidade no ambiente e determina o potencial produtivo de forrageiras. O estudo da eficiência de uso e dos teores do nutriente no solo possibilita a recomendação adequada de adubação nitrogenada, procurando a redução dos custos de produção e poluição ambiental. Objetivou-se neste trabalho avaliar a eficiência de uso, as taxas de recuperação do N de uma pastagem de capim-papuã (*Brachiaria plantaginea*) e os teores de  $N-NO_3^-$  e  $N-NH_4^+$  no solo com uso de diferentes doses de adubação nitrogenada e duas massas de forragem, sob pastejo. O experimento foi conduzido no delineamento experimental de blocos ao acaso, com os tratamentos em esquema fatorial. Os tratamentos consistiram da combinação de três doses de N (0, 200 e 400 kg ha<sup>-1</sup>, utilizando ureia) e duas massas de forragem (massa baixa com 2.000 kg ha<sup>-1</sup> de MS e massa alta com 3.600 kg ha<sup>-1</sup> de MS) em pastejo com lotação contínua e taxa de lotação variável. Com 200 kg ha<sup>-1</sup> de N, a pastagem foi mais eficiente na utilização do nutriente, não sendo responsiva a dose de 400 kg ha<sup>-1</sup> de N. Observou-se efeito das doses de N no teor de  $N-NO_3^-$  no solo, indicando maiores concentrações nas camadas superficiais e acúmulo de N mineral nos tratamentos com 400 kg ha<sup>-1</sup> de N durante o período experimental. Diferenças entre as massas de forragem também foram encontradas para os teores de  $N-NO_3^-$  no solo com menor massa de forragem, caracterizada por maior taxa de lotação, os teores de  $N-NO_3^-$  foram maiores.*

*Termos de indexação: fertilidade do solo, N inorgânico, produção de forragem, ureia.*

## INTRODUCTION

Studies on N dynamics in the soil-plant system and in specific species characterize the efficiency of the recommended N fertilization in agriculture and animal husbandry, and can contribute to cost reductions and reduced environmental risks (Restle et al., 1999). Although the absence of pasture fertilization in Brazil is frequently a problem, high levels of N fertilization (exceeding plant uptake) may result in leaching, causing environmental contamination (Di & Cameron, 2002) and lower profits.

Soil N, usually present in its solid phase in organic and inorganic form, may or not be readily available to plants (Urquiaga & Zapata, 2000). The main organic N source of the soil is organic matter originated from plant residues; despite containing the largest portion of N, this N is not readily available but requires a mineralization process which is very dependent on the plant residue C:N ratio and soil N availability (Santi et al., 2003). The total soil N amount in the organic and inorganic form varies from 0.5 to 5 g kg<sup>-1</sup>. Of this amount, only 5 % N is present in the inorganic form, that is, readily available for plant uptake (Sá, 1999). The soil N content, its forms and plant availability depend basically on the crop species, climate and soil conditions.

Nitrogen in the  $N-NO_3^-$  form is readily available to plants and also easily lost by leaching, since its electrostatic adsorption is lower than of other anions present in the solid liquid interface of the topsoil. Therefore,  $N-NO_3^-$  is not adsorbed to the soil, and

remains in the soil solution from where it is easily lost by leaching to deeper soil layers out of reach of plant roots (Ceretta & Fries, 1997).

The study of N use efficiency and recovery is therefore important for any cropping system once it affects the system sustainability. Nitrogen is indispensable for grass production and the response to N in plant and animal productivity is well-documented (Martins et al., 2000; Restle et al., 2002). Different grazing intensities affect the level of N return in urine and feces and can lead to N losses, e.g., by volatilization.

Nitrogen recovery in pastures varies from 50 to 65 % of the total N applied through N fertilizer (Schepers & Mosier, 1991). The N dynamics at a site under grazing, with N application (urine) between 200 and 250 kg ha<sup>-1</sup> year<sup>-1</sup> showed that one third of total applied N was retained by organic matter (25 %) and by the plant root system (2–5 %). Of the remaining N, a part is lost by ammonia volatilization after application (20 %), ammonia volatilization from the spots of excreta deposition (20–30 %), denitrification (6–12 %) and by leaching or other types of losses, such as excretion outside the pasture (20–50 %). Another fraction goes into animal production, be it meat (7–9 %) or milk (14–18 %) (Kimura & Kurashima, 1991; Whitehead, 2000).

The purpose of this experiment was to evaluate N use efficiency and recovery rate of Alexandergrass pasture (*Brachiaria* – Syn. *urochloa plantaginea*) and determine  $N-NO_3^-$  and  $N-NH_4^+$  soil concentration in the soil profile under different levels of N fertilization and two grazing intensities.

**MATERIALS AND METHODS**

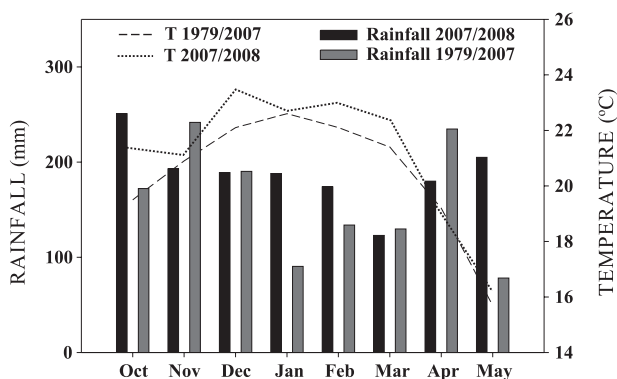
This study was carried out in an experimental unit of the Instituto Agronômico do Paraná – IAPAR, from November 2007 to April 2008, in Pato Branco-PR. The experimental area is located on a plateau called Terceiro Planalto (26 ° 7 ' S, 52 ° 41 ' W; average altitude 700 m asl). The regional climate is subtropical humid (Köppen classification Cfa) (Maak, 1968). The soil of the experimental site was classified as Oxisol (Embrapa, 2006). Monthly averages of temperature and rain are listed in figure 1 (Iapar, 2008).

The management system in the experimental area had been no-tillage as of 1998, with alternating soybean and corn crops in the summer and small grains in the winter, without grazing. The experimental area corresponded to 1.39 ha, with 12 subdivisions, which constituted the experimental units and another area (0.2 ha) nearby for the grazing animals.

Prior to the experiment, the area was mowed to reduce the vegetation cover on the soil and provide best germination of *Brachiaria plantaginea*, which is photoblastic positive and thus needs light to germinate.

Soil chemical fertilization was performed according to recommendations of the soil fertilization manual, CQFSRS/SC (2004) and according to the values found in the soil analyses (0–15 cm layer): pH-CaCl<sub>2</sub> = 6.3; P = 10 mg dm<sup>-3</sup>; K = 293 mg dm<sup>-3</sup>; 5.7 g kg<sup>-1</sup> of OM; Ca = 8.7 cmol<sub>c</sub> dm<sup>-3</sup>; Base saturation = 78 % and CEC = 17.49 cmol<sub>c</sub> dm<sup>-3</sup>. As recommended for summer grasses, 60 kg ha<sup>-1</sup> P<sub>2</sub>O<sub>5</sub> were applied.

The experiment was arranged in a randomized block design in a 3 × 2 factorial scheme consisting of three N rates (0, 200 and 400 kg ha<sup>-1</sup> N) and two grazing intensities (2,000 and 3,600 kg ha<sup>-1</sup> of DM, corresponding, respectively, to the low and high mass treatment with a continuous grazing method with varying stocking rates). To assess the N-NO<sub>3</sub><sup>-</sup> and N-NH<sub>4</sub><sup>+</sup> levels the layers of 0–5, 5–10, 10–20, 20–30 and 30–40 cm were considered as subplots.



**Figure 1. Historical and observed rainfall in the experimental period (Instituto Agronômico do Paraná, IAPAR, Pato Branco, PR, 2007/2008).**

N fertilizations were split into four applications of 50 and 100 kg ha<sup>-1</sup> N, corresponding to the tested levels (200 and 400 kg ha<sup>-1</sup> N), and applied manually on the following dates: December 07<sup>th</sup>, January 11<sup>th</sup>, January 28<sup>th</sup> and February 24<sup>th</sup> (2007/2008), always observing the weather conditions and moisture level to make the best use of N by the system. The N source used was urea at a concentration of 45 % N.

Grazing intensities were adjusted by the put and take method described by Mott & Lucas (1952). The grazing animal were goats, half-blood Boer, average age 5 months, body weight (BW) 21 kg. Three animals were kept on each paddock and a variable number of extra animals were used to adjust the forage mass according to the treatments.

Forage accumulation (kg ha<sup>-1</sup> day<sup>-1</sup> of DM) was evaluated on average every 21 days, by using two grazing exclusion cages for each experimental unit, by the technique described by Moraes et al. (1990). Forage production of each period was obtained by the multiplication of the dry matter accumulation rate by the number of days of the period. Total production was obtained by the initial forage mass plus the forage production of each period and was expressed in kg of dry mass per hectare (kg ha<sup>-1</sup> DM). Sub-samples were taken from the forage mass sample, dried in a forced-air oven at 60 °C and subsequently milled in a Wiley mill with a 1 mm sieve and the N concentration determined by the Kjeldahl method described by Tedesco et al. (1995).

From the pasture DM production and its N content the N use efficiency and recovery rates were evaluated. Efficiency of N fertilization on forage yield (kg DM per kg N applied) was calculated assuming that the contribution of soil N was similar among treatments with or without N, subtracting from the forage yield of the treatments treated with N the control (without N). The result of the subtraction was divided by the amount of N applied in topdressing.

Forage N content multiplied by forage yield enabled the determination of N absorbed by the pasture. Each period was evaluated this way and the addition of the periods resulted in the total N absorbed.

Nitrogen recovery was calculated according to the following equation:

$$NR = 100 (TN - TNW) / NR$$

where NR (%) corresponds to N recovery; TN = total amount of N absorbed, with N application (kg ha<sup>-1</sup>); TNW = total amount of N absorbed, without N application (kg ha<sup>-1</sup>), and NR = N rate applied (kg ha<sup>-1</sup>).

To estimate the dynamics of mineral N in the soil profile, concentrations of N-NO<sub>3</sub><sup>-</sup> and N-NH<sub>4</sub><sup>+</sup> were measured in the layers 0 to 5, 5–10, 10–20, 20–30 and 30–40 cm. From the first three layers, soil was collected using a cutting blade, while from 20–30 and 30–40 cm a Dutch auger was used. Five sub-samples

were collected per paddock, which together composed one sample. Samples were collected 10 days after each N application, on December 17<sup>th</sup>, January 21<sup>st</sup>, February 08<sup>th</sup> and March 03<sup>rd</sup> of 2008. Samples were dried at 55 °C for 72 h and soil N-NO<sub>3</sub><sup>-</sup> and N-NH<sub>4</sub><sup>+</sup> were determined by the method described by Tedesco et al. (1995). Mineral N is the sum of N as ammonium and nitrate form.

The results were subjected to analysis of variance (ANOVA). The variances were tested by the F test. When the results were significant at 5 %, the means were compared by the Tukey test at 5 %.

## RESULTS AND DISCUSSION

Nitrogen efficiency of use in the treatment with 200 kg ha<sup>-1</sup> N (30.87 kg of DM per kg N) was three times higher than the treatment with 400 kg ha<sup>-1</sup> N, which showed an efficiency of 10.4 kg DM per kg N applied. According to Mello (1987), N efficiency of use depends on factors such as climate and soil conditions, N source, amount applied, fractionation and response capacity of the plant.

Evaluating *Brachiaria plantaginea*, Martins et al. (2000) reported an N efficiency of use of 20.48 kg DM per kg applied N at an N rate of 200 kg ha<sup>-1</sup> N. Restle et al. (2002) reported N efficiency of use for the same species of 9.62 and 20.48 kg DM per kg applied N at rates of 100 and 200 kg ha<sup>-1</sup> N, respectively. Lupatini et al. (1995) reported N efficiency of use of 39.3 and 31.0 kg DM per kg applied N, respectively, at N rates of 150 and 300 kg ha<sup>-1</sup>.

Therefore, although there were no significant differences in forage production between N rates of 200 and 400 kg ha<sup>-1</sup>, forage production at 200 kg ha<sup>-1</sup> N was 10 % higher than the treatment with 400 kg ha<sup>-1</sup> and N efficiency of use was 66 % higher, possibly explained by plant physiological limitations or imbalance in nutrient availability (Mello, 1987).

Total N recovered and N recovery rate (Table 1) in the treatment with 400 kg ha<sup>-1</sup> N were 26 and 63 % lower in relation to the treatment with 200 kg ha<sup>-1</sup> N, indicating that the plant has a limited capacity of N use in a given period of time (Lupatini et al. 1995; Follet & Wilkinson, 1985), which may increase N losses (Mello, 1987).

The N recovery rate may exceed 100 % (Dougherty & Rhykerd, 1985), as observed in this experiment. In the treatment with 200 kg ha<sup>-1</sup> N, N recovery rate was 110 %. In other words, N plant uptake exceeded the applied N. This fact may be explained by the positive effect of N on organic matter mineralization or by the N present on the soil. Another explanation suggested an increase of nutrient cycling due to the grazing effect (Vicente-Chandler, 1973; Follet & Wilkinson, 1985). For pearl millet (*Pennisetum*

**Table 1. Forage yield, N recovery and total N recovered by *Brachiaria plantaginea* under N rates**

N rate	Total DM production	Total N recovered	N Recovery
	kg ha <sup>-1</sup>		%
0	13 659 a	249. 81 a	--
200	19 834 b	469. 89 b	110. 04 a
400	17 820 b	413. 06 b	40. 81 b

Means in the same column followed by different letters differ (p < 0.05) by the Tukey test.

*americanum*), Lupatini (1996) reported an N recovery rate of 163, 102, 95, 77 % to rates of 150, 300, 450 and 600 kg ha<sup>-1</sup> N, respectively.

There were no significant differences between the treatments in relation to the soil N-NO<sub>3</sub><sup>-</sup> levels 10 days after the first N application, corresponding to ¼ of the total applied (Figure 2a). This indicates that the plant used the N applied and responded in yield once forage production in the first period was 2,249; 2,767 and 3,430 kg ha<sup>-1</sup> for the treatment without N, with 200 and 400 kg ha<sup>-1</sup> N, respectively.

This soil N dynamics changed during the experiment. In the evaluation 10 days after the second N application, N-NO<sub>3</sub><sup>-</sup> soil contents were higher in the surface layer (Figure 2b,c,d), especially in the treatments with 200 and 400 kg ha<sup>-1</sup> N. Soil traits such as high content of organic matter (5.7 %) and clayey texture (Embrapa, 2006), allows greater attraction of ions (Ernani & Barber, 1993) and contribute to larger amounts of N-NO<sub>3</sub><sup>-</sup> in the soil surface layers. Moreover, the no-tillage system may have contributed to this fact, once according to Assmann (2001), in no-tillage systems nutrients accumulation in the soil surface layers is expected, decreasing the probability of N leaching.

There were no differences in N-NO<sub>3</sub><sup>-</sup> soil content at depths below 10 cm between the treatment with 200 kg ha<sup>-1</sup> N and without N (Figure 2) indicating no N-NO<sub>3</sub><sup>-</sup> leaching problems due to N uptake by the forage plant for production. Furthermore, most of the roots (80 %) are in the surface soil layer of 0 to 40 cm (Primavesi et al., 2001), enabling plant N-NO<sub>3</sub><sup>-</sup> absorption.

Evaluating N-NO<sub>3</sub><sup>-</sup> leaching down to a depth of 160 cm, Primavesi et al. (2006) also observed greater variations in the first 40 cm of the soil profile. The authors reported that in soil of medium texture under tropical grass such as coastcross (*Cynodon dactylon*), there is no risk of groundwater contamination even at high rates of N (500 and 1,000 kg ha<sup>-1</sup> yr<sup>-1</sup>), however, it is important not to exceed the N uptake capacity of the grass and consider the N supply

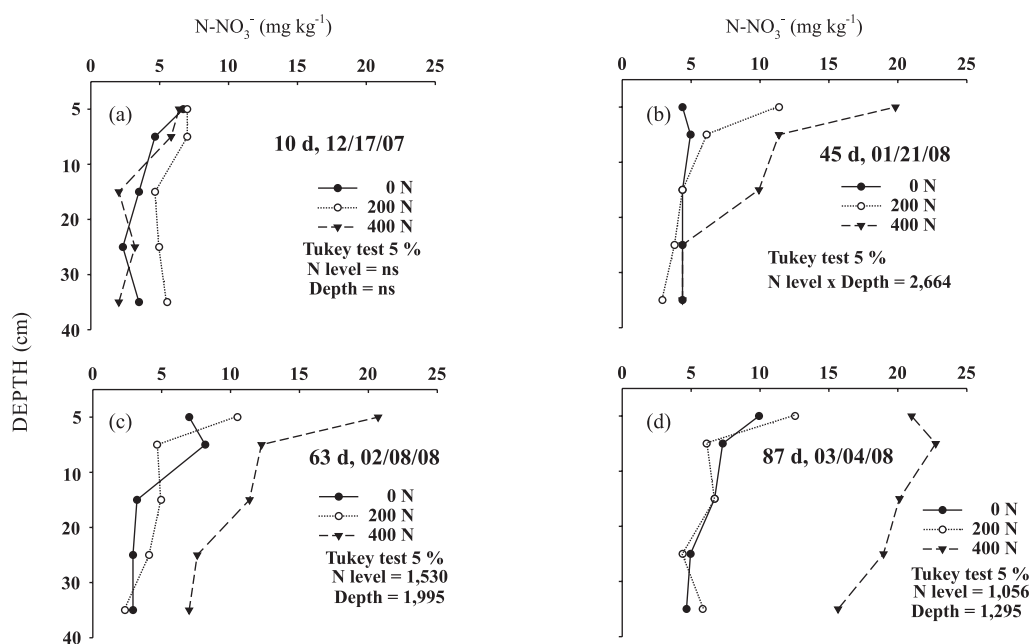


Figure 2. Soil N-NO<sub>3</sub><sup>-</sup> levels in relation to different N rates (0, 200 and 400 kg ha<sup>-1</sup> N) in the soil profile (depth 40 cm) under Alexandergrass (*Brachiaria plantaginea*).

capacity of the soil. Rainfall intensity was not sufficient to cause N-NO<sub>3</sub><sup>-</sup> leaching, because, according to Drouineau (1969), this form of N loss in the soil profile is influenced by the downward flow of water in the soil.

There was N-NO<sub>3</sub><sup>-</sup> accumulation in the first 40 cm of the soil profile in the treatment with 400 kg ha<sup>-1</sup>. This was related to the lower forage yield in this treatment compared to the treatment with 200 kg ha<sup>-1</sup> N (Table 1).

Phosphorous (P) nutritional limitations, indicated by the lower (1.2 g kg<sup>-1</sup> DM) content of P in plant tissue (Guss et al., 1990) may be responsible for the lack of yield response in the treatment with 400 kg ha<sup>-1</sup> N. Therefore, application of high N amounts should be accompanied by the use of P and K fertilization for a plant response in yield, aside from preventing soil N leaching.

Soil N-NO<sub>3</sub><sup>-</sup> accumulation, especially in Oxisols that have a thick B horizon with higher Anion Exchange Capacity (AEC) and therefore a lower of groundwater contamination risk, can provide benefits subsequent crops and soil quality being recommended in areas with integrated crop-livestock system.

In terms of animal influence on N dynamics, greater N-NO<sub>3</sub><sup>-</sup> concentration was observed in the soil surface layer (0–5 cm) at both grazing intensities after the second evaluation. However, at higher forage mass (3,600 kg ha<sup>-1</sup> DM), i.e., lower stocking rate, soil N-NO<sub>3</sub><sup>-</sup> levels were lower than the treatment with low forage mass (2,000 kg ha<sup>-1</sup> DM) i.e., higher stocking rate.

In the high forage mass treatments, the N immobilization rate in the organic matter mineralization process may have been higher, due the higher herbage mass and greater N demand for the process. On the other hand, in the treatment with low mass (higher stocking rate), N-NO<sub>3</sub><sup>-</sup> is subject to greater losses, since it is present in larger amounts in the soil solution and is not being absorbed by the plant. Furthermore, when the forage mass is lower, stocking rate is higher, consequently increasing the dung deposition (animal urine and feces), returning greater amounts of N to the soil than at lower stocking rate or larger forage mass.

Soil N-NO<sub>3</sub><sup>-</sup> levels, even at higher N rates, showed no toxic effects to plants, since plants tolerate excess of N-NO<sub>3</sub><sup>-</sup> by accumulating high levels in its tissues, unlike N-NH<sub>4</sub><sup>+</sup> which can cause problems for plant growth at high concentrations (Tisdale et al., 1993).

With regard to the soil N-NH<sub>4</sub><sup>+</sup> levels, no significant influence of the interactions of the factors on the *B. plantaginea* pasture were observed and there was no influence of grazing intensity and sampling depth on this dependent variable with an average soil content of 6.5 mg dm<sup>-3</sup> N-NH<sub>4</sub><sup>+</sup>. However, there was a significant influence ( $p < 0.0366$ ) of N rates. The soil N-NH<sub>4</sub><sup>+</sup> content was 5.8, 6.4 and 7.3 mg dm<sup>-3</sup> at 0, 200 and 400 kg ha<sup>-1</sup> N respectively; the treatment with 400 kg ha<sup>-1</sup> N differed significantly ( $p > 0.05$ ) from the treatment without N.

Adequate chemical, physical and biological soil traits associated with good levels of organic matter in the experimental area provided rapid nitrification,

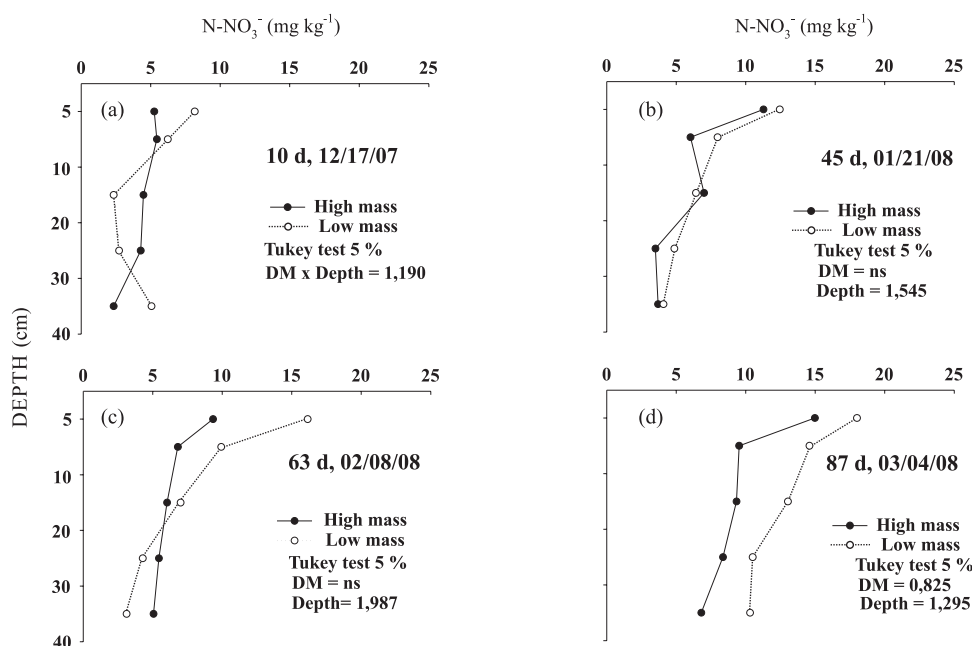


Figure 3. Soil  $\text{N-NO}_3^-$  levels in relation to different forage mass (HM =  $3,600 \text{ kg ha}^{-1}$  of DM and LM =  $2,000 \text{ kg ha}^{-1}$  of DM) in the soil profile (depth 40 cm) under Alexandergrass (*Brachiaria plantaginea*).

since N as ammonium does not remain in large quantities (Malavolta, 1981; Raij, 1991), indicating low rates of soil  $\text{N-NH}_4^+$  and little variation between levels and no variation between soil layers and assessed periods. Furthermore, in aerated soil,  $\text{N-NO}_3^-$  is the main form of inorganic N available for plant growth. On the other hand, ammonia is the prevailing form in soils with high acidity and moisture, which was not the case of the soil in this study (Raij, 1991).

Most N applied may have been used in the mineralization of organic matter, especially in the case of grasses, which according to Alexander (1980) have a high capacity of N immobilization. Assmann (2001) considered the increased availability of N mineral a positive factor since the nutrient is in a readily available form for plants, but also reports that this availability may expose the nutrient to more intense leaching processes, which can be aggravated when deposited on the soil as animal urine.

## CONCLUSIONS

1. Best N use efficiency and recovery rate were obtained by the use of  $200 \text{ kg ha}^{-1}$  N, resulting in a higher forage yield and lower soil  $\text{N-NO}_3^-$  accumulation.

2. There was soil  $\text{N-NO}_3^-$  accumulation at the depth of 40 cm at  $400 \text{ kg ha}^{-1}$  N, although the total N applied was split in four applications.

3. N application of up to  $200 \text{ kg ha}^{-1}$  on *Brachiaria plantaginea* poses no risk of environmental contamination in Oxisol.

4. There is a trend of greater  $\text{N-NO}_3^-$  accumulation in soils under higher grazing intensities, which may be the major input of readily available N for the following crop on the one hand, or allow N losses and environmental contamination on the other.

## ACKNOWLEDGEMENTS

The authors are indebted to the Instituto Agrônomo do Paraná – IAPAR and to Universidade Tecnológica Federal do Paraná – UTFPR.

## LITERATURE CITED

- ALEXANDER, M. Descomposición de la materia orgánica. In: ALEXANDER, M. Introducción a la microbiología del suelo. Mexico, AGT, 1980. p.142-162.
- ASSMANN, T.S. Rendimento de milho em área de integração lavoura-pecuária sob sistema de plantio direto, em presença e ausência de trevo branco, pastejo e N. Curitiba, Universidade Federal do Paraná, 2001. 59p. (Tese de Doutorado)
- CERETTA, C.A & FRIES, M.R. Adubação nitrogenada no sistema de plantio direto. In: NUERNBERG, N.J. Plantio direto: Conceitos, fundamentos e práticas culturais. Lages Sociedade Brasileira de Ciência do Solo, Núcleo Regional Sul, 1997. p.111-120.

- COMISSÃO DE QUÍMICA E FERTILIDADE DO SOLO - CQFSRS/SCRS/SC. Manual de adubação e calagem para os Estados do Rio Grande do Sul e de Santa Catarina. 10.ed. Porto Alegre, SBCS/NRS, 2004. 400p.
- DI, H.J. & CAMERON, K.C. Nitrate leaching and pasture production from different nitrogen sources on a shallow stony soil under flood-irrigated dairy pasture. *Austr. J. Soil Res.*, 40:317-334, 2002.
- DOUGHERTY, C.T. & RHYKERD, C.L. The role of nitrogen in forage-animal production. In: HEATH, M.E.; BARNES, R.F. & METCALFE, D.S., eds. FORAGES: THE SCIENCE OF GRASSLAND AGRICULTURE, 1985, Ames. Anais...Ames, Iowa State University Press, 1985. p.318-325.
- DROUINEAU, G. Influence of irrigation on the distribution of fertilizer elements in the soil profile. In: COLLOQUIUM OF THE INTERNATIONAL POTASH INSTITUTE, 7., Bern, 1969. Anais... Bern, International Potash Institute, 1969. p.96-105.
- EMPRESA BRASILEIRA DE PESQUISA AGROPECUÁRIA – EMBRAPA. Sistema brasileiro de classificação de solos. 2.ed. Rio de Janeiro, Embrapa Solos, 2006. 306p.
- ERNANI, P.R. & BARBER S.A. Composição da solução do solo e lixiviação de cátions afetadas pela aplicação de cloreto e sulfato de cálcio em um solo ácido. *R. Bras. Ci. Solo*, 10:41-46, 1993.
- FOLLETT, R.F. & WILKINSON, S.R. Soil fertility and fertilization of forages. In: FORAGES: THE SCIENCE OF GRASSLAND AGRICULTURE, Ames, 1985. Anais...Ames, Iowa State University Press, 1985. p.304-317.
- GUSS, A.; GOMIDE, J.A. & NOVAIS, R.F. Exigência de fósforo para o estabelecimento de quatro espécies de *Brachiaria* em solos com características físico-químicas distintas. *R. Bras. Zootec.*, 19:278-289, 1990.
- INSTITUTO AGRONÔMICO DO PARANÁ - IAPAR. [2007]. Disponível em: <<http://www.iapar.br/modules/canteudo.htm>> Acesso em: 08 de nov. 2008.
- KIMURA, T. & KURASHIMA, K. Quantitative estimates of the budgets of nitrogen applied as fertilizer, urine and feces in a soil. *Grass. System.*, 25:101-107, 1991.
- LUPATINI, G.C. Produção animal em milheto (*Pennisetum americanum* (L.) Leeke) submetido a níveis de adubação nitrogenada. Santa Maria, Universidade Federal de Santa Maria, 1996. 126p. (Tese de Mestrado)
- LUPATINI, G.C.; MOOJEN, E.L. & RESTLE, J. Avaliação de milheto (*Pennisetum americanum* (L.) Leeke) sob pastejo com níveis de N. *Pesq. Agropec. Bras.*, 31:715-720, 1995.
- MAAK, R. Geografia física do estado do Paraná. Curitiba, Banco de Desenvolvimento do Paraná, 1968. 350p.
- MALAVOLTA, E. Manual de química agrícola – adubos e adubações. 3.ed. São Paulo, Agronômica Ceres, 1981, 596p.
- MARTINS, J.D.; RESTLE, J. & BARRETO, I.L. Produção animal em capim papuã (*Brachiaria plantaginea* (Link) Hitchc) submetido a níveis de N. *Ci. Rural*, 30:887-892, 2000.
- MELLO, F.A.F. Uréia fertilizante. Campinas, Fundação Cargil, 1987.192p.
- MORAES, A.; MOOJEN, E.L. & MARASCHIN, G.E. Comparação de métodos de estimativa de taxas de crescimento em uma pastagem submetida a diferentes pressões de pastejo. In: REUNIÃO ANUAL DA SOCIEDADE BRASILEIRA DE ZOOTECNIA, 27., Campinas, 1990. Anais... Campinas, SBZ, 1990. p.332.
- MOTT, G.E. & LUCAS, H.L. The design, conduct and interpretation of grazing trials on cultivated and improved pastures. In: INTERNATIONAL GRASSLAND CONGRESS, 6., Pennsylvania, 1952. Proceedings... Pennsylvania, State College Press, 1990. p.1380.
- PRIMAVESI, O.; CORRÊA, L.A.; PRIMAVESI, A.C.; CANTARELLA, H.; ARMELIN, M.J.A.; SILVA, A.G. & FREITAS, A.R. Adubação com uréia em pastagem de *Cynodon dactylon* cv. Coastcross: Eficiência e perdas. São Carlos, Embrapa Pecuária Sudeste, 2001. 42p. (Circular Técnica, 30)
- PRIMAVESI, O.; PRIMAVESI, A.C.; CORRÊA, L.A.; SILVA, A.G. & CANTARELLA, H. Lixiviação de nitrato em pastagem de coastcross adubada com nitrogênio. *R. Bras. Zootec.* 35:683-690, 2006.
- RAIJ, B.van. Fertilidade do solo e adubação. São Paulo, Agronômica Ceres, 1991. 343p.
- RESTLE, J.; ROSO, C. & SOARES, A.B. Produção animal e retorno econômico em misturas de gramíneas anuais de estação fria. *R. Bras. Zootec.*, 28:235-243, 1999.
- RESTLE, J.; ROSO, C.; AITA, V.; NORNBORG, J.L.; BRANDANI, I.V.; CERDÓTES, L. & CARRILHO, C.O. Produção animal em pastagem com gramíneas de estação quente. *R. Bras. Zootec.*, 31:1491-1500, 2002.
- SÁ, J. C. M. Manejo da fertilidade do solo no sistema plantio direto. In: SIQUEIRA, J. O.; MOREIRA, F. M. S.; LOPES, A. S.; ... Inter-relação fertilidade, biologia do solo e nutrição de plantas. Viçosa, MG: SBSC; Lavras: UFLA, 1999. p. 267-319.
- SANTI, A.; AMADO, T.J. C. & ACOSTA, J.A.A. Adubação nitrogenada na aveia preta - Influência na produção de matéria seca e ciclagem de nutrientes sob sistema plantio direto. *R. Bras. Ci. Solo*, 27:1075-1083, 2003.
- SCHEPERS, J.S. & MOSIER, A.R. Accounting for nitrogen in nonequilibrium soil-crop systems. In: FOLLETT, R.F.; KEENEY, D.R. & CRUSE, R.M., eds. Managing nitrogen for groundwater quality and farm profitability. Madison, Soil Science Society of America, 1991. p.125-138.
- TEDESCO, M.J.; GIANELLO, C.; BISSANI, C.A.; BOHNEN, H. & VOLKWEISS, S.J. Análise de solo, plantas e outros materiais, Porto Alegre, Departamento de Solos da UFRGS, 174p. 1995.
- TISDALE, S.L.; NELSON, W.L. & BEATON, J.D. Soil fertility and fertilizers. New York, Macmillan Publishing Company, 1993. 634p.
- URQUIAGA, S. & ZAPATA, F. Manejo eficiente de la fertilización nitrogenada de cultivos anuales em América Latina y el Caribe. Porto Alegre, Gênese, 2000. p.25-29.

- VICENTE-CHANDLER, J. Intensive grassland management in Puerto Rico. *R. Bras. Zootec.*, 2:173-215, 1973.
- WHITEHEAD, D.C. Nutrient elements in grasslands: Soil-plant-animal relationships. Wallingford, CAB, 2000. 369p.