

Electrochemical properties of $\text{Cu}_4[\text{PhN}_3\text{C}_6\text{H}_4\text{N}_3(\text{H})\text{Ph}]_4(\mu\text{-O})_2$, a tetranuclear Copper(II) complex with 1-phenyltriazenido-2-phenyltriazene-benzene as ligand

A. Hermann¹, L. S. Silva¹, C. R. M. Peixoto^{1*}, A. B. de Oliveira², J. Bordinhão³ and M. Hörner²

¹Departamento de Biologia e Química, Universidade Regional do Noroeste do Estado do Rio Grande do Sul (UNIJUI), Rua do Comércio, 3000, Bairro Universitário, 98.700-000 Ijuí, RS, Brazil

²Departamento de Química, Universidade Federal de Santa Maria (UFSM), Campus Universitário, 97.105-900 Santa Maria, RS, Brazil

³Instituto de Química, Universidade Federal do Rio de Janeiro (UFRJ), Cidade Universitária CT Bloco A-641, 21945-970 Rio de Janeiro, RJ, Brazil

*carlosp@unijui.edu.br

Abstract: Bis-(μ_2 -oxo)-tetrakis{[1-fenyltriazene-1,3-diil]-2-(phenyltriazenil)benzene copper(II) is a tetranuclear complex which shows four Cu(II) ions coordinated by four 1,2-bis(phenyltriazene)benzene bridged ligands, with one diazoaminic deprotonated chain, and two O^{2-} ligands. The complex reduces at $E_{1/2} = -0.95$ V vs Fc^+/Fc , a two electrons process. Cyclic voltammetric and spectroelectrochemical studies showed a reversible process. When immobilized on carbon paste electrode, the complex electrocatalyses the reduction of O_2 dissolved on aqueous solution at -0.3 V vs SCE potential. The obtained current shows linearity with O_2 concentration.

Keywords: copper(II) complex; 1,2-bis(phenyltriazene)benzene ligand; spectroelectrochemical characterization; electrochemical sensor, oxygen reduction.

Introduction

Compounds containing a chain with three nitrogen atoms, the triazenes, are largely described on the literature [1,2]. Among other uses, they were studied as chemotherapeutic agents. Triazenes and anionic triazenide ligands can show different types of coordination in metal complexes [1-5]. They can be monodentate, (N1,N3)-chelating towards one metal atom or (N1,N3)-bridging over two metal atoms.

Compounds containing two chains of three nitrogen atoms, the bistriazenes, are also known [6-14]. The possibilities of coordination are enhanced when two nitrogen chains are present on the ligand. Complexes of ortho-, meta- and

para-bis(phenyltriazene)benzenes ligands were synthesized and characterized. As expected, several different coordination types were observed. Bistriazenes show the coordination properties of triazenes and also the capacity to force close contacts between metal atoms.

Although the structure of complexes with bistriazene ligands have been described, no reports were found in the literature related to electrochemical properties of these compounds. These studies are important for characterization and to a better understanding of their reactivity, stability and possible applications.

The 1,2-bis(phenyltriazene)benzene ligand, $\text{C}_6\text{H}_5\text{NNN}(\text{H})\text{C}_6\text{H}_4\text{NNN}(\text{H})\text{C}_6\text{H}_5$, was used to synthesize the complex bis-(μ_2 -oxo)-tetrakis{[1-

phenyltriazene-1,3-diil)-2-(phenyltriazenil)benzene copper(II), $\text{Cu}_4[\text{PhN}_3\text{C}_6\text{H}_4\text{N}_3(\text{H})\text{Ph}]_4(\mu_2\text{-O})_2$, (which will be represented by Cu_4L_4). This molecule is formed by a tetramer of four copper(II) ions and four 1-phenyltriazenido-2-phenyltriazene benzene anions, $[\text{C}_6\text{H}_5\text{NNNC}_6\text{H}_4\text{NNN}(\text{H})\text{C}_6\text{H}_5]$. Each ligand chelates one metal ion by the deprotonated N_3 chain and coordinates monodentate to the neighboring one, using the protonated N_3 chain. The p-oxo ligands occupy the twofold axis and bridge two opposite edges of the Cu_4 tetrahedron. The crystal structure of this complex was determined by X-Ray crystallography and was described elsewhere [12].

The objective of this work was the characterization of the electrochemical, spectroelectrochemical and electrocatalytic properties of the Cu_4L_4 complex. For electrocatalytic studies the complex was incorporated on a carbon paste electrode, and used as electrocatalyst for the O_2 reduction reaction in aqueous solution.

Experimental

Synthesis

The ligand 1,2-bis(phenyltriazene)benzene and the complex Cu_4L_4 were prepared as described on the literature [12].

Electrochemical measurements

Cyclic voltammetry was carried out with a Microquímica instrument, consisting of a MQPG-01 potentiostat. A platinum disc and saturated calomel (SCE) were used as working and reference electrodes. A platinum sheet was used as the auxiliary electrode. For controlled potential electrolyses, cylindrical Pt grids were used as working and auxiliary electrodes and the potential was fixed at -0.4 V vs SCE . For spectroelectrochemical measurements the Microquímica potentiostat was used in parallel with a Pharmacia Biotech, Ultrospec 2000 spectrophotometer. A three-electrode system was designed for a rectangular quartz cell of 0.03 cm internal path-length. A gold minigrad was used as a transparent working electrode, in the presence of a small saturated calomel reference and a platinum auxiliary electrode. Tetrahydrofuran P.A. (Vetec) was used as solvent and 0.1 mol L^{-1} tetrabutylammonium hexafluorophosphate (Sigma), as supporting electrolyte, in nitrogen atmosphere. The concentration of the Cu_4L_4 complex was 1 mmol

L^{-1} . Ferrocene (Merck) 1 mmol L^{-1} was added to the Cu_4L_4 solution in the final of the experiment of cyclic voltammetry in tetrahydrofuran medium to use its potential of oxidation as an internal potential standard.

For oxygen reduction reaction studies, a carbon paste electrode was constructed by mixing 20 mg of graphite powder (Merck), 5 mg of Cu_4L_4 complex and one drop of mineral oil (Nujol). For electrochemical measurements, aqueous solution, at pH 4.5, containing potassium chloride (Reagen) 1 mol L^{-1} as supporting electrolyte, was used. Dissolved oxygen concentration was controlled by bubbling N_2 or atmospheric air. Oxygen concentrations were determined by Winkler method [15].

Results and discussion

Electrochemical characterization

The cyclic voltammogram of Cu_4L_4 complex is represented in Fig. 1a. It was observed a reversible reduction process at $E_{1/2} = -0.95 \text{ V vs Fc}^+/\text{Fc}$. In the cyclic voltammogram of the free ligand 1,2-bis(phenyltriazene)benzene no redox process occurs at this potential, indicating that this is due to copper(II) ions (Figure 1b).

Two electrons transfer was determined by controlled potential electrolyses. As there are four copper(II) ions, it may occur the process $\text{Cu}(\text{II})_4 \rightleftharpoons \text{Cu}(\text{II})_2\text{Cu}(\text{I})_2$, with localization of the two electrons in two copper ions, or delocalization of them around the copper tetramer.

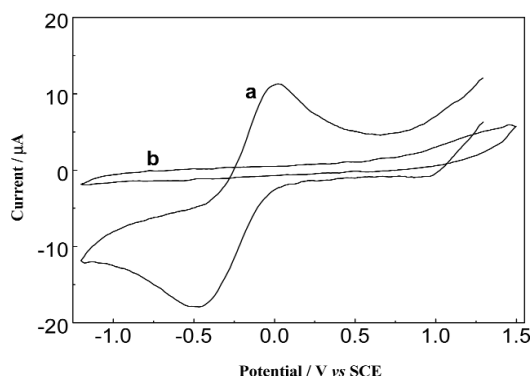


Figure 1. Cyclic voltammogram of the 1 mmol L^{-1} Cu_4L_4 complex (a) and 1 mmol L^{-1} 1,2-bis(phenyltriazene)benzene ligand (b), in tetrahydrofuran, containing tetrabutylammonium hexafluorophosphate 0.1 mol L^{-1} at a scan rate of 100 mV s^{-1} .

Spectroelectrochemistry

The reversibility of the Cu_4L_4 redox process was also observed by spectroelectrochemistry. The electronic spectrum of the ligand 1,2-bis(phenyltriazene)benzene shows an intense band at 378 nm ($\epsilon=32120 \text{ mol}^{-1} \text{ L cm}^{-1}$) (Fig. 2c) due to transitions in the triazene group [2,13,14]. In the complex this band appears at 388 nm ($\epsilon=33860 \text{ mol}^{-1} \text{ L cm}^{-1}$) (Fig. 2a). The spectrum of the complex also shows a broad and low intense band in the 600-800 nm region, due to d-d transitions in the copper(II) ion [16]. The intensity of this band decreases and the band at 388 nm is shifted to 395 nm when the complex is reduced at -1.0 V vs SCE (Fig. 2b). When the complex is oxidized again at 0.5 V vs SCE the initial spectrum is observed (Fig. 2a), indicating that there was no decomposition of the reduced form.

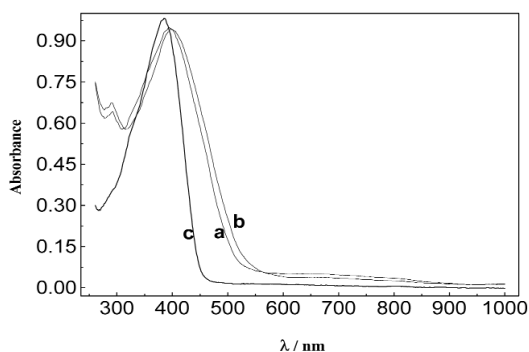


Figure 2. Electronic spectra of $1 \text{ mmol L}^{-1} \text{ Cu}_4\text{L}_4$ at 0.5 V (a) and -1.0 V vs SCE (b) applied potentials, and of the ligand 1,2-bis(phenyltriazene)benzene (c) in tetrahydrofuran, containing tetrabutylammonium hexafluorophosphate 0.1 mol L^{-1} .

Oxygen reduction reaction

The Cu_4L_4 complex incorporated on carbon paste electrode shows the reduction process at $E_{1/2} = -0.17 \text{ V vs SCE}$ (Fig. 3a). When oxygen was dissolved in the aqueous solution, it was observed an increase in the cathodic and decrease in the anodic peak current (Fig. 3b), indicating electron transfer from reduced immobilized Cu_4L_4 to dissolved O_2 .

In the Fig. 4 it is shown the intensity of the current observed for O_2 reduction by Cu_4L_4 as a function of the applied potential, obtained by chronoamperometry. It is observed that the electrocatalytic process begins at -0.1 V , and the current increases until -0.3 V vs SCE . In the carbon paste electrode with no Cu_4L_4 complex incorporated the oxygen reduction begins only at -0.4 V .

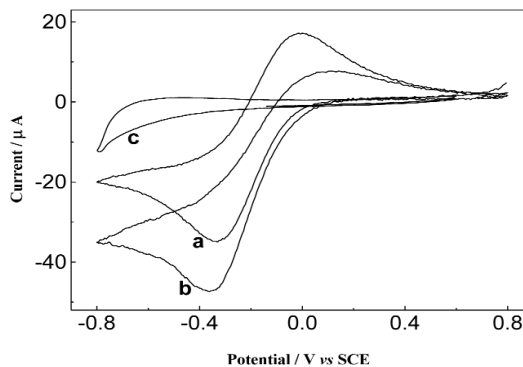


Figure 3. Cyclic voltammogram of the Cu_4L_4 complex incorporated on a carbon paste electrode in aqueous solution at N_2 atmosphere (a) and saturated with O_2 (b), and of the carbon paste electrode without Cu_4L_4 incorporated in O_2 saturated solution (c), containing $\text{KCl } 1 \text{ mol L}^{-1}$ at a scan rate of 25 mV s^{-1} .

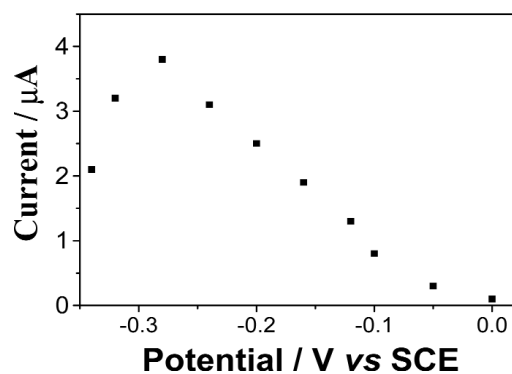


Figure 4. Current for O_2 reduction by Cu_4L_4 complex incorporated in a carbon paste electrode as a function of the applied potential, obtained by chronoamperometry, in O_2 saturated aqueous solution, containing $\text{KCl } 1 \text{ mol L}^{-1}$.

The current, obtained by chronoamperometry, for oxygen reduction at a fixed potential (-0.30 V vs SCE), is shown in Fig. 5. It was obtained a linear relationship with the concentration of dissolved oxygen in aqueous solution, represented by the equation $I = 1.056[\text{O}_2] + 1.365$, with a linear correlation coefficient of 0.9967, for oxygen concentrations between 1.1 and 5.2 ppm. In accord with this result, it is possible the use of this electrode as a sensor for O_2 in aqueous solution. Due to the insolubility of Cu_4L_4 in aqueous medium the electrode achieved high stability. It was used continuously and maintained the response for at least 180 hours.

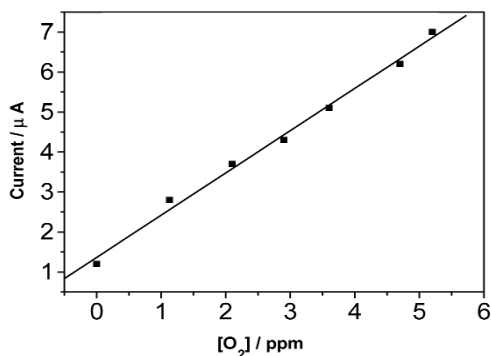


Figure 5. Current, obtained by chronoamperometry, at -0.3 V vs SCE, by the carbon paste electrode with Cu_4L_4 complex incorporated as a function of oxygen concentration dissolved in aqueous solution, containing KCl 1 mol L^{-1} .

Conclusions

This is the first study about electrochemi-

A. Hermann, L. S. Silva, C. R. M. Peixoto, A. B. de Oliveira, J. Bordinhão e M. Hörner. Propriedades eletroquímicas do $\text{Cu}_4[\text{PhN}_3\text{C}_6\text{H}_4\text{N}_3(\text{H})\text{Ph}]_4(\mu\text{-O})_2$, um complexo tetranuclear de Cobre (II) com o ligante 1-feniltriazenido-2-feniltriazeno-benzeno.

cal properties of a bistriazene complex. It was demonstrated the high capacity of the ligand to coordinate and to bridge metallic ions. The stability of the tetramer formed by four copper(II) ions in the bis- $(\mu_2\text{-oxo})$ -tetrakis{[1-phenyltriazene-1,3-diil)-2-(phenyltriazenil)benzene copper(II) complex was not affected even after the reduction process, and this permitted the use of the complex as an electrocatalyst.

Acknowledgements

C.R.M.P. is indebted to FAPERGS. A. H. and L. S. S. are indebted to CNPq and to FAPERGS, respectively, for a fellowship. We apologize to Prof. Dr Ademir Neves and Msc. Ademir dos Anjos of the UFSC for use of his laboratory and help in the coulometric measurements.

Received June 02 2008

Accepted August 14 2008

Resumo: Bis- $(\mu_2\text{-oxo})$ -tetrakis{[1-feniltriazeno-1,3-diil)-2-(feniltriazenil)benzeno cobre(II) é um complexo tetranuclear que apresenta quatro íons $\text{Cu}(\text{II})$ coordenados por quatro ligantes 1,2-bis(feniltriazeno)benzeno em ponte, com uma cadeia diazoamínica desprotonada, e dois ligantes O^{2-} . O complexo apresenta um processo de redução por dois elétrons a $E_{1/2} = -0,95$ V vs Fc^+/Fc . Voltametria cíclica e espectroeletroquímica demonstraram um processo reversível. Quando imobilizado em eletrodo de pasta de carbono, o complexo eletrocatalisa a redução de O_2 dissolvido em solução aquosa a $-0,3$ V vs SCE. A corrente obtida apresenta linearidade com a concentração de O_2 .

Palavras-chave: complexo de cobre (II); ligante 1,2-bis(feniltriazeno)benzeno; espectroeletroquímica; redução de oxigênio.

References

- [1] D. S. Moore, S. D. Robinson, *Adv. Inorg. Chem. Radiochem.* 30 (1998) 1.
- [2] T. Giraldi, T. A. Connors, G. Cartei, *Triazenes. Chemical, Biological, and Clinical Aspects*, Plenum Press, New York, 1990.
- [3] M. Hörner, G. M. Oliveira, L. C. Visentim, R. S. Cezar, *Inorg. Chim. Acta* 359 (2006) 4667.
- [4] G. Ríos-Moreno, G. Aguirre, M. Parra-Hake, P. J. Walsh, *Polyhedron* 22 (2003) 563.
- [5] J. G. Rodríguez, M. Parra-Hake, G. Aguirre, F. Ortega, P. J. Walsh, *Polyhedron* 18 (1999) 3051.
- [6] M. Hörner, G. M. Oliveira, J. S. Bonini, H. Fenner, *J. Organomet. Chem.* 691 (2006) 655.
- [7] M. Hörner, G. M. Oliveira, J. S. Oliveira, W. M. Teles, C. A. L. Filgueiras, J. Beck, *J. Organomet. Chem.* 691 (2006) 251.
- [8] M. Horner, G. M. Oliveira, A. J. Bortoluzzi, *Z. Anorg. Allg. Chem.* 632 (2006) 537.
- [9] M. Horner, D. M. Borchardt, J. Daniels, J. Beck, *Anal. Sci.* 22 (2006) 129.
- [10] M. Horner, J. Beck and A. B. Oliveira, *Z. Anorg. Allg. Chem.* 623 (1997) 65.
- [11] M. Horner, A. G. Pedroso, C. R. M. Peixoto, J. Beck, *Z. Naturforsch. B* 45b (1990) 689.
- [12] M. Hörner, J. Bordinhão, J. Beck, J. Strähle, *Z. Anorg. All. Chem.* 620 (1994) 107.
- [13] X. L. He, Y. Q. Wang, K. Q. Ling, *Talanta* 72 (2007) 747.
- [14] E. C. Buruiana, V. Melinte, T. Buruiana, B. C. Simionescu, T. Lippert, L. Urech, *Journal of Photochem. Photobiol. A: Chem.* 186 (2007) 270.
- [15] J. Mendham, R. C. Denney, J. D. Barnes, and M. J. K. Thomas, *Vogel, Análise Química Quantitativa, Livros Técnicos e Científicos, Rio de Janeiro, RJ, Brazil, sixth ed., 2002, p. 243.*
- [16] F. A. Cotton, G. Wilkinson, C. A. Murillo and M. Bochmann, *Advanced Inorganic Chemistry*, John Wiley & Sons, Inc., New York, sixth. ed., 1999, p. 869.