

Economic losses due to *Vernonia rubricaulis* poisoning in cattle ¹

Marcelo Cezar Soares², Rayane C. Pupin², Carolina C. Guizelini², Alberto O. Gaspar², Danilo C. Gomes², Ricardo C. Brumatti² and Ricardo A.A. Lemos^{2*}

ABSTRACT.- Soares M.C., Pupin R.C., Guizelini C.C., Gaspar A.O., Gomes D.C., Brumatti R.C. & Lemos R.A.A. 2018. **Economic losses due to *Vernonia rubricaulis* poisoning in cattle.** *Pesquisa Veterinária Brasileira* 38(12):2217-2223. Faculdade de Medicina Veterinária e Zootecnia, Universidade Federal de Mato Grosso do Sul, Avenida Senador Felinto Muller 2443, Jardim Parati, Campo Grande, MS 79070-900, Brazil. E-mail: marcelocezar@outlook.com

Vernonia rubricaulis is a hepatotoxic plant found in the Pantanal biome. Under natural conditions, it is responsible for highly fatal poisonings in cattle. From January 1999 to December 2016, 33 outbreaks of *V. rubricaulis* poisoning were recorded, resulting in 1509 bovine deaths, of which 719 (47.6%) were adult females, 413 (27.4%) were adult males, 244 (16.2%) adult cattle with no information about sex and 133 (8.8%) calves. The coefficients of morbidity, mortality and lethality were respectively 2.79%, 2.77% and 99.24%. Most outbreaks occurred in properties containing up to 1,000 cattle, where the most significant economic impacts were also observed. Among the total recorded deaths, the total direct monetary loss was estimated at US\$764,893.33, which represents an average of 3.05% of the total assets (US\$25,090,683.51) of the herds involved in the outbreaks. The plant can cause more severe damage to properties with less than 500 cattle, and can reach 50% of the total value of the herd. In comparison to other methods, the methodology used in this study has an economic impact consistent with reality, not overestimating the losses. Toxic plants, such as *V. rubricaulis*, can cause significant economic losses in the extensive systemic livestock, and it is important decision-making and prophylactic management to avoid the occurrence of poisoning in the herds.

INDEX TERMS: Economic losses, cattle, poisoning, *Vernonia rubricaulis*, bovine diseases, economic impact, plant poisoning, toxicoses.

RESUMO.- [Perdas econômicas causadas pela intoxicação por *Vernonia rubricaulis* em bovinos.] *Vernonia rubricaulis* é uma planta hepatotóxica encontrada no bioma Pantanal. Em condições naturais, é responsável por intoxicações altamente fatais em bovinos. De janeiro de 1999 a dezembro de 2016, foram registrados 33 surtos de intoxicação por *V. rubricaulis* em bovinos que resultaram em 1509 mortes, sendo 719 (47,6%) fêmeas adultas, 413 (27,4%) machos adultos, 244 (16,2%) bovinos adultos sem informação sobre o sexo e 133 (8,8%) bezerras. Os coeficientes de morbidade, mortalidade e letalidade foram respectivamente de 2,79%, 2,77% e 99,24%. A maioria dos surtos ocorreu em propriedades

contendo até mil bovinos, onde também foram constatados os impactos econômicos mais significativos. Do total das mortes registradas, o prejuízo monetário direto total foi calculado em US\$764.893,33, o que representa em média 3,05% do total do patrimônio (US\$25.090.683,51) dos rebanhos envolvidos nos surtos. A planta pode causar prejuízos mais severos em propriedades com menos de 500 bovinos, podendo chegar a 50% do total do valor do rebanho. Em comparação aos outros métodos, a metodologia utilizada neste estudo afere um impacto econômico condizente com a realidade, não superestimando os prejuízos. Plantas tóxicas, como a *V. rubricaulis*, podem causar prejuízos econômicos significativos na pecuária extensiva, sendo importantes tomadas de decisões e manejos profiláticos para evitar a ocorrência de intoxicação nos rebanhos.

TERMOS DE INDEXAÇÃO: Perdas econômicas, intoxicação, *Vernonia rubricaulis*, doenças de bovinos, impacto econômico, intoxicações por plantas, toxicoses.

¹ Received on August 13, 2018.

Accept for publication on August 20, 2018.

² Faculdade de Medicina Veterinária e Zootecnia (FAMEZ), Universidade Federal de Mato Grosso do Sul (UFMS), Avenida Senador Felinto Muller 2443, Jardim Parati, Campo Grande, MS 79070-900, Brazil. *Corresponding author: ricardo.lemos@ufms.br

INTRODUCTION

In countries where livestock farming is based on an extensive system, there is an increase in the possibility of cattle access to toxic plants, and consequently increases the incidence of poisoning by plants (Pessoa et al. 2013). One of the main plants associated with cattle poisoning in the Pantanal region is *Vernonia rubricaulis*, a sub-bush of the Asteracea family whose development occurs in areas subject to temporary flooding, in places of brackish water or in clayey soils (Purisco & Lemos 2008, Lemos et al. 2011). The toxic principle is unknown and, under natural conditions, poisoning occurs only in cattle, while experimentally, it was toxic to sheep (Souza et al. 2015, Godoy et al. 2018). In the budding stage, *V. rubricaulis* is more toxic and more palatable, which favors poisoning (Tokarnia & Döbereiner 1982, Brum et al. 2002, Tokarnia et al. 2012, Godoy et al. 2018).

Although there are methodologies that estimate the direct and indirect damage caused by toxic plants in a particular region or country (James et al. 1992, Riet-Correa & Medeiros 2001), there are no detailed reports on the economic losses caused by these poisonings on the properties in that they occur. This approach requires the joint analysis of the economic parameters with the epidemiological data of the outbreaks, and can be used to assess mortality losses in herds due to other causes (Smith 1998, Pötter et al. 2000, Gottschall et al. 2010). The evaluation of the economic impact of health problems is important in the search for a production system that is more economically profitable and constitutes an important tool for guiding the herd management (Dijkhuizen et al. 1995, Perry et al. 2001, FAO 2016).

The objective of this study is to develop a model, based on spontaneous cases of *V. rubricaulis*, to estimate the economic losses resulting from the mortality caused in cattle by ingestion of toxic plants in extensive production systems.

MATERIALS AND METHODS

The necropsies performed in cattle from January 1999 to December 2016 at the Laboratory of Pathology Anatomy of the Federal University of Mato Grosso do Sul (LAP-UFMS) were reviewed.

The cases of poisoning were selected by *Vernonia rubricaulis* obeying the following criteria previously described by Brum et al. (2002): 1) evidence of ingestion of the plant by cattle, 2) confirmation by on-site visits by the team, 3) characteristic clinical signs, necropsy findings, and histopathology consistent with severe or massive centrolobular hepatic necrosis and multifocal bleeding.

Data relating to the total number of cattle on farms and the quantities of sick and dead cattle were collected from the reports. For economic analysis, cases from the same property and from the same period were grouped with a single outbreak.

For the epidemiological analysis, the coefficients of morbidity, mortality and lethality were calculated for each property, considering the number of animals affected and dead due to poisoning in relation to the other cattle raised under the same conditions of nutritional and sanitary management. The numeric data of diseased and dead animals corresponded to the time of sending the material.

The economic assessment was based on data on the total number of animals on the farm and on the number of animals killed, as well as on the composition of the herds and the category of affected animals, thus correcting their values to obtain a weighted average of carcass weight.

The price of the animals was calculated on the basis of the price of the kilogram (kg) of the carcass of the bull through research and analysis of the prices during the entire period of the outbreaks.

The price of adult male bovines was estimated with the average price per kg of the Boi Gordo Indicator of the Center for Advanced Studies in Applied Economics of the "Luiz de Queiroz" College of Agriculture - University of São Paulo/Stock Exchange, Commodities and Futures of the São Paulo Stock Exchange (CEPEA Esalq/BM & FBovespa) for the year 2017.

In order to calculate the average value of adult females, the difference in percentage between the values paid for fat cows and for cattle was calculated, referring to the average kilogram paid to the producer, as informed by the Indicator of the Mato Grosso South (CEASA) in 2017. All animals less than 12 months of age were considered calves and the mean value for this animal category was calculated by the difference in percentage between the values paid by CEPAL Esalq/BM & FBovespa Mato Calf Indicator Grosso do Sul in 2017 and the price of the cattle, being converted into the price of the kilogram of the carcass.

In order to estimate the monetary values and consequently the economic losses, the quotations used were converted from the real to the US dollar using the average value of the exchange rate for the year 2017 obtained from the Central Bank of Brazil.

In order to price the different animal categories of cattle, the following values were calculated:

$$\$V_{ma} = (LW_{ma} * CY) * Pkg_{ma}$$

In which: \$ V_{ma} = the average unit monetary value of adult animals, LW_{ma} = the estimated average live weight of adult males (400kg), CY = the estimated carcass yield (50%), Pkg_{ma} = the average kilogram price of the fattened carcass paid to the producer.

$$\$V_{fa} = (LW_{fa} * CY) * Pkg_{fa}$$

In that: \$ V_{fa} = average unit monetary value of adult females, LW_{fa} = estimated average live weight of adult females (360kg), CY = estimated carcass yield (50%), Pkg_{fa} = average price of kilograms of cow carcass paid to producer

$$\$V_{aa} = (\$V_{ma} + \$V_{fa})/2$$

In which: \$ V_{aa} = unit average monetary value of adult animals where sex was not reported, \$ V_{ma} = unit average monetary value of adult males, \$ V_{fa} = average unit monetary value of adult females.

$$\$V_{ca} = (LW_{ca} * CY) * Pkg_{ca}$$

In which: \$ V_{ca} = the average unit value of the calves, LW_{ca} = the estimated average live weight of the calves up to 1 year of age (180kg), CY = estimated carcass yield (50%), Pkg_{ca} = of the calf.

To calculate the other values needed for the analyzes, the following equations were used:

$$\$Vm = (V_{ma} + V_{fa} + V_{aa} + C_a)/4$$

In which: V_m = the average unit monetary value of the herd, V_{ma} = the unit average monetary value of the adult male animals, V_{fa} = the average unit monetary value of the female adult animals, V_{aa} = the average unit monetary value of adult animals with uninformed sex, C_a = the average monetary value of the calf.

$$\$V_{th} = n * \$Vm$$

In which: \$ V_{th} = monetary value of the total herd in the property, n = total amount of the herd, \$ V_m = the average unit monetary value of the herd.

$$\$TEcL = nd * \$Vu$$

In which: \$ TEcL = total economic loss related to deaths, nd = total number of dead animals, \$ Vu = unit commercial value of reported category.

$$\%EcL = ((\$TEcL / \$V_{th}) * 100)$$

In which: % EcL = percentage of estimated economic loss, \$ TEcL = total economic loss related to deaths, \$ V_{th} = monetary value of the total herd in the property.

RESULTS

All outbreaks of poisoning by *Vernonia rubricaulis* occurred in the western region of the state of Mato Grosso do Sul, Brazil (Fig.1), where the Pantanal biome is located, the largest water-covered plain in the world with chemically poor soils and limited fertility (Furlan et al. 2012).

A total of 1509 cattle were killed, of which 719 (47.6%) were adult females, 413 (27.4%) were adult males, 244 (16.2%) were adult animals in which sex was not informed and 133

(8.8%) calves from 0 to 12 months of age (Table 1). In 26 of the 33 outbreaks studied, the epidemiological information was complete, thus, the morbidity, mortality and lethality

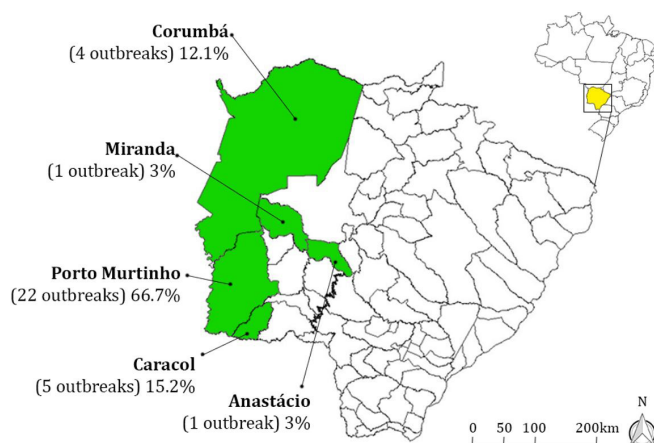


Fig.1. Geographical location of occurrences of outbreaks of poisoning by *Vernonia rubricaulis* in cattle in Mato Grosso do Sul.

Table 1. Epidemiological data on outbreaks of food poisoning by *Vernonia rubricaulis* in cattle diagnosed in the LAP/FAMEZ from 1999 to 2016

Outbreak	Year	Month	City	Age (months)	Total of cattles	Number of sick cattles	Number of dead cattles	Gender
1	1999	September	Porto Murtinho	Aa.	2300	114	114	7 M/107 F
2	1999	October	Porto Murtinho	30-36	2700	150	150	F
3	1999	October	Porto Murtinho	Aa.	4500	200	200	NI
4	1999	October	Porto Murtinho	Aa.	NI	6	6	NI
5	1999	October	Porto Murtinho	Aa.	300	17	17	NI
6	1999	October	Porto Murtinho	Aa.	2500	60	60	F
7	1999	November	Corumbá	30	1500	104	104	F
8	1999	November	Caracol	30	200	7	6	M
9	1999	December	Porto Murtinho	30	NI	8	8	NI
10	2000	February	Porto Murtinho	1 - 3	380	13	13	NI
11	2000	March	Porto Murtinho	1 - 8	3000	16	16	NI
12	2000	May	Porto Murtinho	18	121	2	2	M
13	2000	August	Miranda	60	2000	7	7	F
14	2000	November	Porto Murtinho	36	165	68	68	M
15	2000	November	Porto Murtinho	24	815	30	30	M
16	2001	May	Caracol	30	4000	120	120	F
17	2002	October	Corumbá	18	NI	NI	NI	NI
18	2002	October	Porto Murtinho	36	4000	69	69	M
19	2002	October	Caracol	18	200	13	10	NI
20	2002	November	Anastácio	2	1400	NI	4	NI
21	2002	December	Porto Murtinho	24	400	1	1	F
22	2003	May	Corumbá	1 - 3	1300	35	35	NI
23	2004	September	Porto Murtinho	48	4000	68	62	F
24	2005	November	Porto Murtinho	36	NI	NI	NI	NI
25	2006	February	Porto Murtinho	6-12	NI	NI	60	NI
26	2006	March	Porto Murtinho	24	8000	80	80	M
27	2008	October	Porto Murtinho	Aa.	2200	55	55	M
28	2009	September	Caracol	36	581	11	10	M
29	2010	November	Porto Murtinho	24	400	36	36	M
30	2011	April	Corumbá	36	1200	50	50	M
31	2012	February	Porto Murtinho	Aa.	NI	NI	3	NI
32	2013	October	Caracol	Aa.	4500	108	108	F
33	2016	March	Porto Murtinho	4-12	350	5	5	NI

NI = not reported, M = male, F = female, Aa. = adult animals (over 12 months), where the exact age was not reported.

coefficients were respectively 2.79%, 2.77% and 99.24%, respectively.

Once the epidemiological values were structured, it was possible to apply the economic formulas for each affected animal category in cases of poisoning by *V. rubricaulis* in cattle diagnosed in the LAP/FAMEZ university from 1999 to 2016, thus obtaining the mean values considered for calculating the losses generated (Table 2).

The value of the total stockholders' equity of the herds studied in the properties where the outbreaks occurred, totaled US \$ 25,047,887.39, considering the average unit monetary

value of US \$ 472.49. The 1509 recorded deaths correspond to a loss of US \$ 756,915.74, which represents 3.02% in relation to the value of the assets of the herds studied (Table 3).

The results of the analysis of the data by classes of occurrences are presented below showing the ranges of higher frequencies for the Total Value of the Herd those less than US \$ 500,000.00 in which the total loss was less than US\$ 20,000.00 and the percentage value of the loss in relation to the total value of the herd relative to the herd less than 10% (Fig.2-4).

Table 2. Average results of monetary values applied for each animal category present in cases of poisoning by *Vernonia rubricaulis* in cattle diagnosed in the LAP/FAMEZ from 1999 to 2016 according to the average price of 2017

Category	Average value per kilogram of carcass (US \$/kg)	Average value per animal (US\$)
Males adults	2.892	578.32
Female adults	2.698	485.62
Adult animals (gender was not informed)	2.795	531.97
Calves	3.267	294.08
Average unit monetary value (\$Vm)		472.49

Average of the quotation of the dollar to the real, Brazilian currency (2017) of R\$ 3.1826.

Table 3. Results of the economic analysis of cases of poisoning by *Vernonia rubricaulis* in cattle diagnosed in the LAP/FAMEZ from 1999 to 2016 according to the average price of 2017

Case	Total of cattles	Dead cattles	Total value of herd US\$	Total loss US\$	Damage %
1	2300	114	1,086,737.74	56,009.08	5.15
2	2700	150	1,275,735.61	72,842.30	5.71
3	4500	200	2,126,226.01	106,393.53	5.00
4	NI	6	-	3,191.81	-
5	300	17	141,748.40	9,043.45	6.38
6	2500	60	1,181,236.67	29,136.92	2.47
7	1500	104	708,742.00	50,503.99	7.13
8	200	6	94,498.93	3,469.92	3.67
9	NI	8	-	4,255.74	-
10	380	13	179,547.97	3,822.98	2.13
11	3000	16	1,417,484.01	4,705.21	0.33
12	121	2	57,171.85	1,156.64	2.02
13	2000	7	944,989.34	3,399.31	0.36
14	165	68	77,961.62	39,325.76	50.44
15	815	30	385,083.16	17,349.60	4.51
16	4000	120	1,889,978.68	58,273.84	3.08
18	4000	69	1,889,978.68	39,904.08	2.11
19	200	10	94,498.93	5,319.68	5.63
20	1400	4	661,492.54	1,176.30	0.18
21	400	1	188,997.87	485.62	0.26
22	1300	35	614,243.07	10,292.65	1.68
23	4000	62	1,889,978.68	30,108.15	1.59
25	NI	60	-	17,644.54	-
26	8000	80	3,779,957.35	46,265.60	1.22
27	2200	55	1,039,488.27	31,807.60	3.06
28	581	10	274,519.40	5,783.20	2.11
29	400	36	188,997.87	20,819.52	11.02
30	1200	50	566,993.60	28,916.00	5.10
31	NI	3	-	1,595.90	-
32	4500	108	2,126,226.01	52,446.45	2.47
33	350	5	165,373.13	1,470.38	0.89
TOTAL	53012	1506	25,047,887.39	756,915.74	3.02

Average of the quotation of the dollar to the real, Brazilian currency (2017) of R\$ 3.1826; NI = not informed.

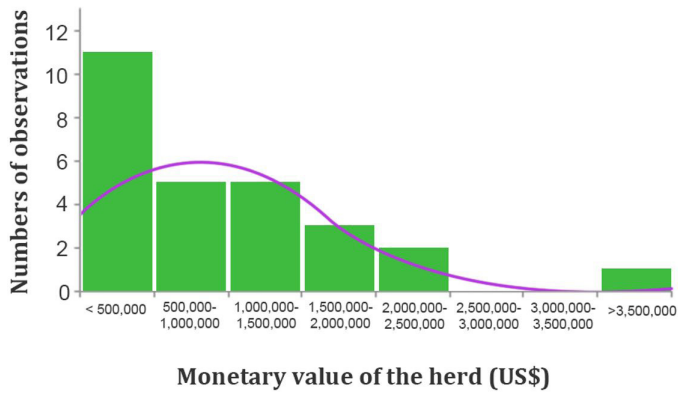


Fig.2. Number of observations referring to the frequency of outbreaks according to the total monetary value of the herds.

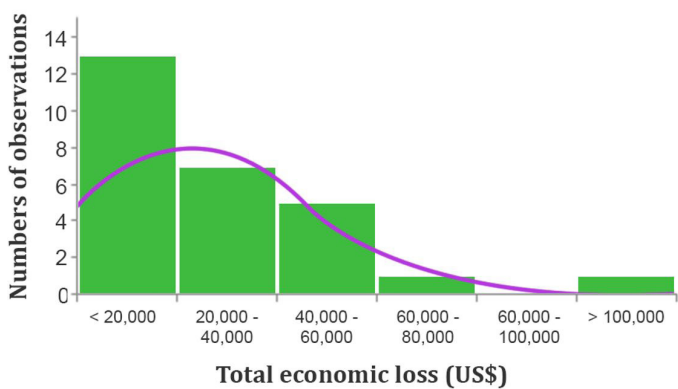


Fig.3. Number of observations referring to the frequency of outbreaks according to the monetary value of the total loss due to poisoning deaths by *Vernonia rubricaulis*.

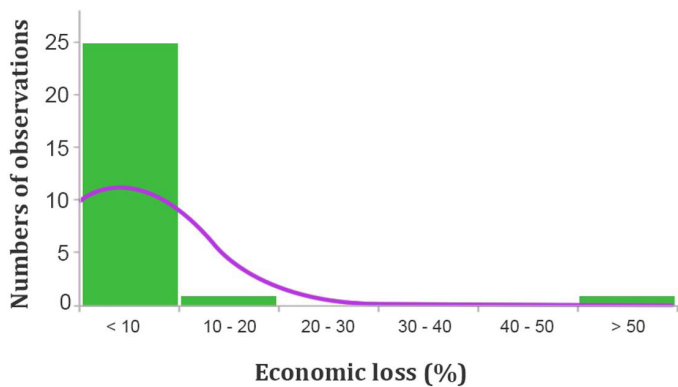


Fig.4. Number of observations of outbreaks in relation to the percentage of injury considering the total monetary value of the herd.

DISCUSSION

Poisoning by *Vernonia rubricaulis* was diagnosed in 15 of the 16 years investigated, proving to be a frequent and constant cause of economic losses for the cattle ranch in the state of Mato Grosso do Sul. All outbreaks occurred in

an area of 94,067 square kilometers corresponding to five municipalities, the equivalent of 26.3% of the total area of the state, with all outbreaks analyzed in the Brazilian Pantanal region. In all outbreaks analyzed in this study, 1,509 cattle of all categories were killed, resulting in a total estimated loss of US\$ 756,915.74.

So far, the reports regarding poisoning by *V. rubricaulis* (Tokarnia & Döbereiner 1982, Brum et al. 2002, Pessoa et al. 2013) describe the epidemiological, clinical and pathological aspects of the outbreaks, mentioning the total number of deaths, but do not address historical series nor estimate the economic damages caused by poisoning. The methodology adopted in the present study allows estimating the losses caused by poisoning in each property or in a set of properties, determining how much these represent on the total herd patrimony. The methodologies used in previous studies on economic losses caused by plant poisoning in production animals only evaluate the losses, without defining the methodology used (Zhao et al. 2013), or only determine the economic impact in certain regions (Nielsen 1978, Riet-Correa & Medeiros 2001), in a country (Nielsen 1988, Riet-Correa & Medeiros 2001, Pessoa et al. based on fictitious mortality rates close to 5%.

These studies are important for estimating the total losses from plant poisoning and thus directing public policies to minimize the damages caused by these poisonings. Moreover, studies aiming to determine the losses that occur in each individual property are important to guide decision making by each producer regarding the adoption of measures of control and prophylaxis of these poisonings. Of the 33 outbreaks studied, 15 occurred in 1999 and 2000, when there were large burnings in the region, which favor the budding of the plant and consequently the occurrence of poisoning, because at this stage, in addition to its toxicity, the plant is more palatable to animals (Tokarnia & Döbereiner 1982, Brum et al. 2002, Godoy et al. 2018).

In the present study, most of the outbreaks that were reported, they occurred on farms where the value of the assets found characterized medium-sized properties for the region's standards. As a result, the chances of the losses being high and more significant for the activity are higher. The two outbreaks in which the highest losses (50.44% and 11.02% of losses related to the total herd equity) were observed in herds with less than 500 herds. These occurrences can make business continuity unfeasible (Nielsen 1988). This type of observation is not detected when collection methods are used that evaluate the total data of the reported outbreaks without stratifying them by properties in which the outbreaks occurred.

Corroborating this point, the analysis of the results obtained in the classes of Total Loss and Relative Percentage Loss show, by property, that the majority of occurrences is at the level of up to 10% of estimated loss by total of equity informed, however that such percentage level may reach values of up to \$ 60,000.00 for rural property. This type of analysis does not appear in general epidemiological studies on plant poisoning (Rissi et al. 2007, Souza et al. 2015), or even in specific studies of a particular plant (Carvalho et al. 2006, Carmo et al. 2011).

The mean morbidity coefficient was 2.79%, however, it is worth noting the large variation of the same from 0.25% to 41.21%. This observation, together with the geographic distribution of the outbreaks, restricted to a specific region of the state, shows that the methodologies for assessing

losses caused by plant poisoning should consider these particularities. (Riet-Correa & Medeiros 2001, Pedroso et al. 2007, Assis et al. 2010), which estimates the losses caused by plant poisoning through records of these occurrences in the diagnostic laboratories in a given region, it is not possible to calculate how much these losses represent the total number of cases referred for diagnosis and the value of these deaths in relation to the expected percentage of all cause deaths for the herd of a particular region or country.

In Brazil, it is assumed that approximately 5% of cattle die annually from various causes (Riet-Correa & Medeiros 2001, Pessoa et al. 2013). Considering that in the state of Mato Grosso do Sul, 1.4% of the cases of deaths referred for diagnosis are due to poisoning by *V. rubricaulis* (Souza et al. 2015), and that the State has 22.17 million heads (IBGE 2016), the annual death of cattle poisoned by this plant would be around 298 thousand animals, which would result in an annual loss of US \$ 140,802,020.00, considering the value animal monetary unit (\$ Vm) of US \$ 472.49.

Comparing the total number of deaths reported in this study over a 16-year period, the estimated injury was US \$ 756,915.74, or approximately US \$ 47,307.23 per year, showing a difference of 99.96% less than other methodologies (Nielsen 1978, Nielsen 1988, James et al. 1992, Riet-Correa & Medeiros 2001, Assis et al. 2010, Pessoa et al. 2013, Zhao et al. 2013). Although part of this difference may be attributed to the underreporting of poisoning cases, the large variation in morbidity coefficients between outbreaks and the greater occurrence of outbreaks in certain years must also be considered.

Thus, the existence of an efficient notification system with standardized data is an indispensable tool for the elaboration of an efficient model for the evaluation of the economic losses caused by this poisoning.

Lack of higher numbers of accurate diagnosis by plant poisoning in livestock and lack of availability of more reliable data on disease outbreaks on the properties makes a more realistic estimation of the economics of cattle breeding (Nielsen 1978, Riet-Correa & Medeiros 2001). Besides the lack of data on the economic impact of plant poisoning to livestock, there is still a lack of official government programs to control and minimize the losses caused by this problem (Rissi et al. 2007).

CONCLUSIONS

Poisoning by *Vernonia rubricaulis* in cattle has mortality ratios ranging from 0.25% to 41.21%.

The outbreaks occur mainly from September to November and with an annual constancy in the state of Mato Grosso do Sul, Brazil.

The losses caused in cattle vary from 0.18% to 50.44% of the herd's total assets, and may cause serious economic impacts on rural properties.

Acknowledgements.- This work was financed by FUNDECT (Foundation for Support to the Development of Education) and CNPq (National Research Council), scholarship 15/2014; PRONEM-MS, scholarship 59/300.126/2015; FUNDECT-CAPEs 05/2014 and PPVMS, scholarship 59/300.032/2015. And was financed in part by the Coordenação de Aperfeiçoamento de Pessoal de Nível Superior (CAPES), Brasil - Finance code 001.

Conflict of interest statement.- The authors have no competing interests.

REFERENCES

- Assis T.S., Medeiros R.M.T., Riet-Correa F., Galiza G.J.N., Dantas A.F.M. & Oliveira D.M. 2010. Intoxicações por plantas diagnosticadas em ruminantes e equinos e estimativa das perdas econômicas na Paraíba. *Pesq. Vet. Bras.* 30(1):13-20. <<http://dx.doi.org/10.1590/S0100-736X2010000100003>>
- Brum K.B., Purisco E., Lemos R.A.A. & Riet-Correa F. 2002. Intoxicação por *Vernonia rubricaulis* em bovinos no Mato Grosso do Sul. *Pesq. Vet. Bras.* 22(3):119-128. <<http://dx.doi.org/10.1590/S0100-736X2002000300006>>
- Carmo P.M.S., Irigoyen L.F., Lucena R.B., Figuera R.A., Kommers G.D. & Barros C.S.L. 2011. Spontaneous coffee senna poisoning in cattle: report on 16 outbreaks. *Pesq. Vet. Bras.* 31(2):139-146. <<http://dx.doi.org/10.1590/S0100-736X2011000200008>>
- Carvalho N.M., Alonso L.A., Cunha T.G., Ravedutti J., Barros C.S.L. & Lemos R.A.A. 2006. Intoxicação de bovinos por *Tetrapteryx multiglandulosa* (Malpighiaceae) em Mato Grosso do Sul. *Pesq. Vet. Bras.* 26(3):139-146. <<http://dx.doi.org/10.1590/S0100-736X2006000300002>>
- Dijkhuizen A.A., Huirne R.B.M. & Jalvingh A.W. 1995. Economic analysis of animal diseases and their control. *Prev. Vet. Med.* 25(2):135-149. <[http://dx.doi.org/10.1016/0167-5877\(95\)00535-8](http://dx.doi.org/10.1016/0167-5877(95)00535-8)>
- FAO 2016. Economic analysis of animal diseases. FAO Animal Production and Health Guidelines No. 18, Food and Agriculture Organization of the United Nations, Rome.
- Furlan F.H., Colodel E.M., Lemos R.A.A., Castro M.B., Mendonça F.S. & Riet-Correa F. 2012. Poisonous plants affecting cattle in central-western Brazil. *Int. J. Pharmacogn. Phytochem. Res.* 2:1-13.
- Godoy K.C.S., Leal P.V., Araújo M.A., Souza A.I., Pott A., Lee S.T., Barros C.S.L. & Lemos R.A.A. 2018. Experimental poisoning by *Vernonia rubricaulis* in sheep. *Toxicol* 141:9-14.
- Gottschall C.S., Canellas L.C., Almeida M.R., Magero J. & Bittencourt H.R. 2010. Principais causas de mortalidade na recria e terminação de bovinos de corte. *Revta Acad. Ciênc. Agrar. Ambient.* 8(3):327-332.
- IBGE 2016. Produção da Pecuária Municipal. Vol. 44. Instituto Brasileiro de Geografia e Estatística. Available at <https://biblioteca.ibge.gov.br/visualizacao/periodicos/84/ppm_2016_v44_br.pdf> Accessed on Jun. 29, 2018.
- James L.F., Nielsen D.B. & Panter K.E. 1992. Impact of poisonous plants on the livestock industry. *J. Range Management* 45(1):3-8. <<http://dx.doi.org/10.2307/4002517>>
- Lemos R.A.A., Nogueira A.P.A., Souza R.I.C., Santos B.S., Carvalho N.M., Aniz A.C.M. & Freitas P.C. 2011. Hepatotoxic plants, p.70. In: Riet-Correa F., Pfister J., Schild A.L. & Wierenga T. (Eds), *Poisoning by Plants, Mycotoxins and Related Toxins*. CABI, London.
- Nielsen D.B. 1978. The economic impact of poisonous plants on the range livestock industry in the 17 western states. *J. Range Management* 31(5):325-327. <<http://dx.doi.org/10.2307/3897353>>
- Nielsen D.B. 1988. Economic impact of poisonous plants on the rangeland livestock industry. *J. Anim. Sci.* 66(9):2330-2333. <<http://dx.doi.org/10.2527/jas1988.6692330x>> <PMid:3170376>
- Pedroso P.M.O., Pescador C.A., Oliveira E.C., Sonne L., Bandara P.M., Raymundo D.L. & Driemeier D. 2007. Intoxicações naturais por plantas em ruminantes diagnosticadas no setor de patologia veterinária da UFRGS no período de 1996-2005. *Acta Scient. Vet.* 35(2):213-218.
- Perry B., McDermott J. & Randolph T. 2001. Can epidemiology and economics make a meaningful contribution to national animal-disease control? *Prev. Vet. Med.* 48(4):231-260. <[http://dx.doi.org/10.1016/S0167-5877\(00\)00203-8](http://dx.doi.org/10.1016/S0167-5877(00)00203-8)> <PMid:11259818>
- Pessoa C.R.M., Medeiros R.M.T. & Riet-Correa F. 2013. Importância econômica, epidemiologia e controle das intoxicações por plantas no Brasil. *Pesq. Vet. Bras.* 33(6):752-758. <<http://dx.doi.org/10.1590/S0100-736X2013000600011>>

- Pötter L., Lobato J.F.P. & Mielitz Netto C.G.A. 2000. Análises econômicas de modelos de produção com novilhas de corte primíparas aos dois, três e quarto anos de idade. *Revta Bras. Zootec.* 29(3):861-870. <<http://dx.doi.org/10.1590/S1516-35982000000300032>>
- Purisco E. & Lemos R.A.A. 2008. Intoxicação por *Vernonia* sp., p.245-248. In: Lemos R.A.A. & Brito C.R.L. (Eds), *Doenças de Impacto Econômico em Bovinos de Corte, Perguntas e Respostas*. Editora UFMS, Campo Grande.
- Riet-Correa F. & Medeiros R.M.T. 2001. Intoxicações por plantas em ruminantes no Brasil e no Uruguai: importância econômica, controle e riscos para a saúde pública. *Pesq. Vet. Bras.* 21(1):38-42. <<http://dx.doi.org/10.1590/S0100-736X2001000100008>>
- Rissi D.R., Rech R.R., Pierezan F., Gabriel A.L., Trost M.E., Brum J.S., Kommers G.D. & Barros C.S.L. 2007. Intoxicações por plantas e micotoxinas associadas a plantas em bovinos no Rio Grande do Sul: 461 casos. *Pesq. Vet. Bras.* 27(7):261-268. <<http://dx.doi.org/10.1590/S0100-736X2007000700002>>
- Smith R.A. 1998. Impact of disease on feedlot performance: a review. *J. Anim. Sci.* 76(1):272-274. <<http://dx.doi.org/10.2527/1998.761272x>> <PMid:9464908>
- Souza R.I.C., Santos A.C., Ribas N.L.K.S., Colodel E.M., Leal P.V., Pupin R.C., Carvalho N.M. & Lemos R.A.A. 2015. Doenças tóxicas de bovinos em Mato Grosso do Sul. *Semina, Ciênc. Agrárias* 36(3):1355-1368.
- Tokarnia C.H. & Döbereiner J. 1982. Intoxicação de Bovinos por *Vernonia rubricaulis* (Compositae) em Mato Grosso. *Pesq. Vet. Bras.* 2(4):143-147.
- Tokarnia C.H., Brito M.F., Barbosa J.D., Peixoto P.V. & Döbereiner J. 2012. *Plantas Tóxicas do Brasil para Animais de Produção*. 2ª ed. Heliantus, Rio de Janeiro, p.167-169.
- Zhao M., Gao X., Wang J., He X. & Han B. 2013. A review of the most economically important poisonous plants to the livestock industry on temperate grasslands of China. *J. Appl. Toxicol.* 33(1):9-17. <<http://dx.doi.org/10.1002/jat.2789>> <PMid:23015535>