

REVIEW ARTICLE

Depressive morbidity among elderly individuals who are hospitalized, reside at long-term care facilities, and are under outpatient care in Brazil: a meta-analysis

Luís Fernando S. Castro-de-Araújo,¹ Ricardo Barcelos-Ferreira,¹ Camila Bertini Martins,² Cássio M.C. Bottino¹

¹Old Age Research Group (Proter), Institute of Psychiatry, School of Medicine, Universidade de São Paulo (USP), São Paulo, SP, Brazil.

²Department of Statistics, Institute of Psychiatry, Hospital de Clínicas, USP, São Paulo, SP, Brazil.

Objectives: i) To investigate studies published between 1991 and 2010 on the prevalence of depressive morbidity (major depressive disorder [MDD], dysthymia and clinically significant depressive symptoms [CSDS]) among elderly Brazilians assisted at healthcare facilities; ii) to establish the prevalence of depression and identify its related factors; and iii) to conduct a meta-analysis to assess the prevalence of depressive syndrome among elderly individuals assisted or hospitalized at healthcare facilities.

Methods: Studies were selected from articles dated between January 1991 and June 2010 and extracted from the MEDLINE, LILACS, and SciELO databases.

Results: The final analysis consisted of 15 studies, distributed as follows: i) four sampled hospitalized patients, totaling 299 individuals, and found a prevalence of CSDS varying between 20 and 56%; ii) four sampled outpatients, totaling 1,454 individuals; the prevalence of CSDS varied between 11 and 65%, and the prevalence of MDD varied between 23 and 42%; and iii) seven sampled elderly individuals residing in long-term care facilities (LTCF), totaling 839 individuals, and the prevalence of CSDS varied between 11 and 65%.

Conclusion: The present review indicated a higher prevalence of both MDD and CSDS among elderly Brazilians assisted at healthcare facilities.

Keywords: Geriatric psychiatry; mood disorders - unipolar; chronic psychiatric illness; inpatient psychiatry; epidemiology

Introduction

The population of developing countries is aging, which is a common phenomenon worldwide. Projections indicate that 28 million people over 65 years old will live in Brazil by 2030. Furthermore, the life expectancy of Brazilians increased from 66.9 to 73.2 years between 1991 and 2009.^{1,2}

A recent meta-analysis of Brazilian studies stressed that the prevalence of depressive morbidity - which consists of major depressive disorder (MDD), dysthymia, and clinically significant depressive symptoms (CSDS) - among the elderly residing within the community exhibits large variation, with an average prevalence of 7% for MDD, 26% for CSDS, and 3.3% for dysthymia. Barcelos-Ferreira et al.³ observed a mildly higher influence of female gender on the risk of MDD compared to the risk of CSDS in samples of community-based elderly people.

Reports have indicated the underdiagnosis of depressive morbidity in this population, particularly among the elderly hospitalized due to clinical illnesses, who are at a higher risk of depression.⁴ In addition, evidence has suggested that depressive disorder in the elderly is not appropriately addressed by clinicians. Half of the diagnosed elderly are not treated, and half of the treated individuals do not take their medication in the appropriate dose or for a sufficient amount of time to achieve the remission of symptoms.⁴

Although several studies have indicated a lower prevalence of MDD among the community-based elderly,⁵ estimates based on studies of Brazilian populations tend to vary. Such variation is largely due to the instruments employed, the cutoff points established, and the severity of the assessed symptoms.⁶ The results of epidemiological studies have shown that CSDS and minor depression are more frequent among the elderly than in young adults. In addition, the coexistence of cognitive impairment and mood changes might mask the signs of functional decline, hindering the identification of symptoms.⁷

Due to the lack of data on the prevalence of depression among the elderly assisted at healthcare facilities in Brazil, the present study assessed the

Correspondence: Dr. Luís Fernando Silva Castro de Araújo, Programa Terceira Idade, Instituto de Psiquiatria, Faculdade de Medicina da Universidade de São Paulo, Rua Dr. Ovídio Pires de Campos, 785, 3° andar, CEAPESQ, sala 14, CEP 05403-010, São Paulo, SP, Brazil.

E-mail: luis.nando@gmail.com

Submitted 06 Jun 2012, accepted 24 Sep 2012.

prevalence of this condition among the Brazilian elderly assisted in the outpatient setting and those admitted to hospitals or long-term care facilities (LTCF). The aims of the present study are as follows: i) to investigate studies published between 1991 and 2010 on the prevalence of depressive morbidity among elderly Brazilians assisted at healthcare facilities; ii) to establish the prevalence of depression and identified associated factors (clinical findings and sociodemographic factors); and iii) to conduct a meta-analysis to assess the prevalence of depressive morbidity among the elderly who receive healthcare services.

Methods

Literature review

By means of a systematic review, studies published between January 1991 and June 2010 were extracted from the MEDLINE, Latin American and Caribbean Center on Health Sciences Information (LILACS) and Scientific Electronic Library Online (SciELO) databases. In the SciELO database, the terms depression or dysthymia or depressive symptoms, prevalence or epidemiology, and elderly were entered in the all indices field. In the LILACS database, the terms depression or dysthymia or depressive symptoms were used as subject descriptors, and epidemiology or prevalence and elderly were entered in the text words field. For MEDLINE, the Medical Subjects Headings (MeSH) terms prevalence, aged, inpatients or ambulatory care or long-term care, and depression or dysthymic disorder were used in all fields, Brazil was also entered in all fields, and 1991/01/01 to 2010/06/30 in Date - Publication.

In addition, a hand search of the references cited by the identified and selected studies was performed. The search of articles was conducted until June 2010, and selection was based on criteria previously defined for the present review. Studies that did not assess the prevalence of depression in the elderly were excluded. To widen the scope of the present study, chapters of books and postgraduate dissertations included in the LILACS database were also analyzed. Search and selection were performed in two phases followed by the identification of studies for inclusion in the meta-analysis. The search for studies was performed by a single author (Castro-de-Araújo), but it was repeated on three different days in an attempt to ensure the consistency of the assessed data.

After the search was conducted as described above, all population-based studies including adults aged 60 years old or older were identified, and all reports written in Portuguese, English, or Spanish were selected. In the next stage, original studies that discussed the prevalence of MDD, dysthymia, or depressive symptoms according to the DSM-IV and/or the International Classification of Diseases, Tenth Edition (ICD-10) criteria or by means of structured questionnaires were selected. In the case of depressive symptoms, we selected studies that utilized depression screening scales.

Data description

Studies were selected systematically and clustered according to the service modality (outpatients, inpatients, or patients in LTCF). Next, we classified the studies individually into the following three groups according to diagnosis: MDD, dysthymia, and CSDS. Whenever available, data on authors, geographical area of sample, size of sample, data collection and diagnosis instruments, and prevalence were identified. The prevalence rates were obtained directly from the articles, and in one case,⁸ a request for information was sent to the authors.

Statistical analysis

A meta-analysis was performed for each service modality using the *R* version 2.10.1 software. The level of significance was established as $\alpha = 5\%$. To assess homogeneity among the studies, Cochran's *Q* test and the I^2 index were calculated. The meta-analysis was performed using the random effects model.⁹

Results

The initial search identified 78 studies (20 in LILACS, 8 in SciELO, and 50 in MEDLINE). After excluding studies that appeared in more than one database or did not assess depression, 35 studies remained. Of these studies, that by Almeida (1999) was excluded because it assessed patients with dementia, seven studies were excluded because they assessed community-based elderly individuals,¹⁰⁻¹⁶ and five were excluded because they did not report prevalence rates among the elderly.¹⁷⁻²¹ Six studies that assessed samples comprising less than 100 individuals²²⁻²⁷ were retained. In the study conducted by Porcu et al.,²⁴ elderly subjects were investigated in hospitals and LTCFs and the respective prevalence rates reported separately.

Therefore, the final analysis included 15 studies, distributed as follows: i) four studies sampling hospitalized patients, totaling 1,454 individuals; ii) four studies sampling outpatients, totaling 299 individuals; and iii) seven studies sampling patients in LTCFs, totaling 839 individuals (Table 1). A hand search of references cited by the selected studies, postgraduate dissertations, and book chapters did not yield any additional studies that met the inclusion criteria. The geographical origin of studies was distributed as follows: four studies from the state of Paraná (PR)^{25,28}; two each from the states of São Paulo (SP),^{29,30} Bahia (BA),^{31,32} and Pernambuco (PE)^{8,27}; and one study each from the states of Santa Catarina (SC),²² Pará (PA),²³ and Rio de Janeiro (RJ).³³

For CSDS screening, the 15- and 30-item versions of the Geriatric Depression Scale (GDS)^{35,36} and the Hamilton Depression Scale (HAM-D)³⁷ were used.

The two studies that examined diagnoses of MDD applied interviews based on the ICD-10³⁸ and DSM-IV.³⁹ Almeida et al.²⁹ was the only study that assessed dysthymia, and found a frequency of 1.1% solely among female subjects.

Table 1 Studies on the prevalence of depression and CSDS among the Brazilian elderly

Study	Region*	Age	n	Males (%)	Prevalence (%)	Instruments [†]	Associated factors [‡]
Outpatients							
Porcu et al., 2002 ²⁵	PR	60	30	53	CSDS: 56	HAM-D	Severe MD
Ferrari & Dalacorte, 2007 ²²	SC	60	50	32	CSDS: 46	GDS-15	Very old
Maués et al., 2007 ²⁴	PA	65	30	60	CSDS: 20	GDS	Stroke
Mendes-Chiloff et al., 2008 ³⁴	SP	60	189	45	CSDS: 56.1	GDS-15	Circulatory system diseases
Hospitalized patients							
Almeida et al., 1998 ²⁹	SP	55	124	25	MDD: 41.9	ICD-10	Dysthymia
Duarte & Rego, 2007 ³¹	BA	60	1120	27.5	MDD: 23.4	DSM-IV	HTN, OA
Lucchetti et al., 2009 ³⁰	SP	60	110	26.4	CSDS: 28.2	GDS-15	OA
Souza et al., 2007 ⁸	PE	60	100	29	CSDS: 45	GDS-30	> Males
Patients in long-term care facilities							
Ribeiro et al., 1994 ²⁸	PR	60	438	47.8	CSDS: 48	GDS	Not assessed
Porcu et al., 2002	PR	60	30	50	CSDS: 50	HAM-D	Suicidality
Munk & Laks, 2005 ³³	RJ	65	101	20.8	CSDS: 30	GDS-15	Not assessed
Santana & Barboza Filho, 2007 ³²	BA	60	151	65.3	CSDS: 21.1	GDS-15	Not assessed
Siqueira et al., 2009 ²⁷	PE	60	55	56	CSDS: 51	GDS-30	Not assessed
Póvoa et al., 2009 ²⁶	DF	60	18	27.8	CSDS: 11.1	GDS-15	Not assessed
Galhardo et al., 2010 ²³	MG	60	46	17	CSDS: 65	GDS-15	CVD 76%

* BA = Bahia; DF = Federal District; MG = Minas Gerais; PA = Pará; PE = Pernambuco; PR = Paraná; RJ = Rio de Janeiro; SC = Santa Catarina; SP = São Paulo; MDD = Major depressive disorder; CSDS = clinically significant depressive symptoms.

† GDS = Geriatric Depression Scale; HAM-D = Hamilton Rating Scale for Depression.

‡ HTN = hypertension; CVD = cardiovascular disease; OA = osteoarthritis.

The studies that investigated CSDS in the outpatient setting totaled 299 patients, and the prevalence ranged from 20²⁴ to 56%,³⁴ with a combined estimate of 45% (95%CI 0.31-0.60) (Figure 1). The four studies that investigated a total of 1,454 hospitalized patients found MDD prevalence rates of 23³¹ and 42%,²⁹ and CSDS prevalence rates of 28³⁰ and 45%,⁸ with a combined estimate of 32% for MDD (95%CI 0.16-0.51, Figure 2) and 36% for CSDS (95%CI 0.21-0.53, Figure 3). The studies that investigated CSDS in LTCF assessed 839 patients and found prevalence rates of 11²⁶ and 65%,²³ with a combined estimate of 39% (95%CI 0.27-0.52, Figure 4).

Discussion

The present study found a prevalence of CSDS between 11 and 65% among Brazilian elderly individuals receiving outpatient care or admitted to hospitals or LTCF. The prevalence of MDD ranged from 23.4 to 41.9%. All studies found a higher prevalence of depressive symptoms among females, except the study by Souza et al.⁸ This finding may be partially due to the greater proportion of females in the Brazilian elderly population.²

The variation in prevalence found among the analyzed studies is remarkable. Only the study by Mendes-Chiloff et al.³⁴ appropriately described the population of investigated elderly people. It is likely that the variations in the prevalence of depression among Brazilian elderly individuals are due to the profile of the institutions that assist this population, as differences between the services provided by private and public institutions are well-known in Brazil.

The most frequent clinical comorbidities found included vascular, cardiovascular, and orthopedic (osteoarthritis) diseases,^{23,31} and several studies included patients with cognitive impairment.^{22,24,30} The study by Porcu et al.²⁵ found a high prevalence of suicidal ideation, which was reported by one-third of the hospitalized elderly individuals.

The meta-analysis carried out by Barcelos-Ferreira et al.³ found a depression prevalence of 3-15% and a CSDS prevalence of 13-39% among community-based Brazilian elderly individuals. The present review found a higher prevalence among elderly patients, which suggests that older people in contact with healthcare services have higher odds of being interviewed for studies investigating depressive symptoms.

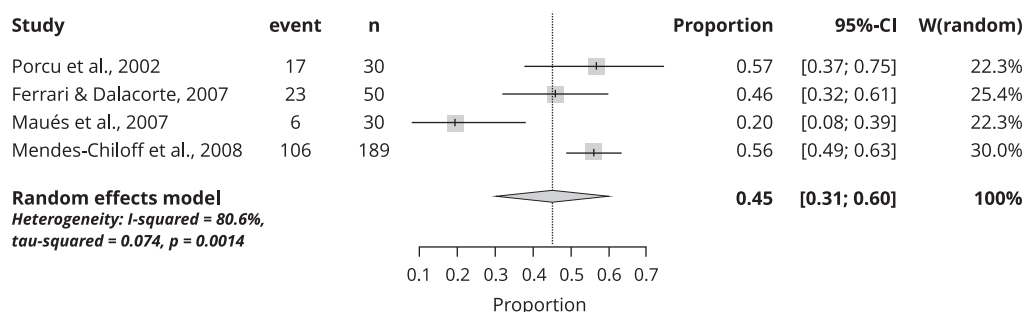


Figure 1 Combined prevalence of CSDS among elderly patients assisted at outpatient services

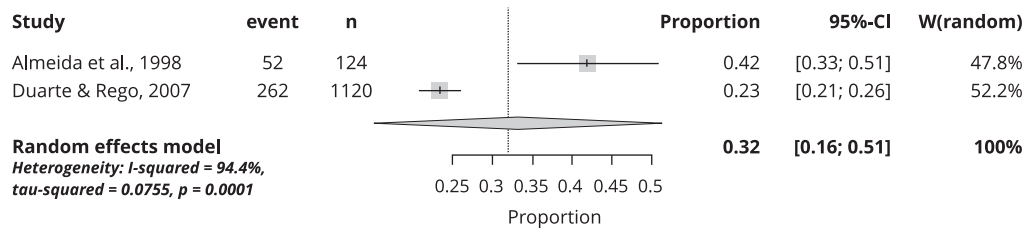


Figure 2 Prevalence of MDD among hospitalized elderly individuals

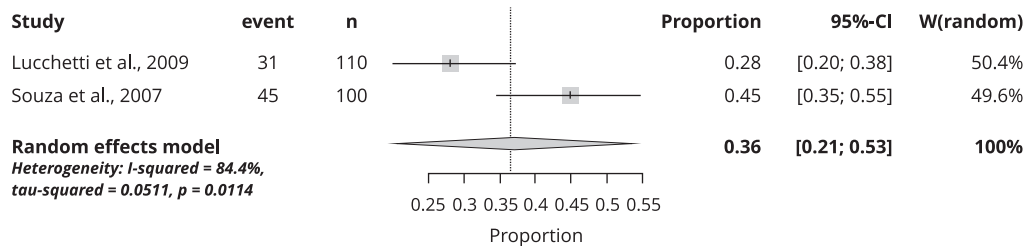


Figure 3 Prevalence of CSDS among hospitalized elderly individuals

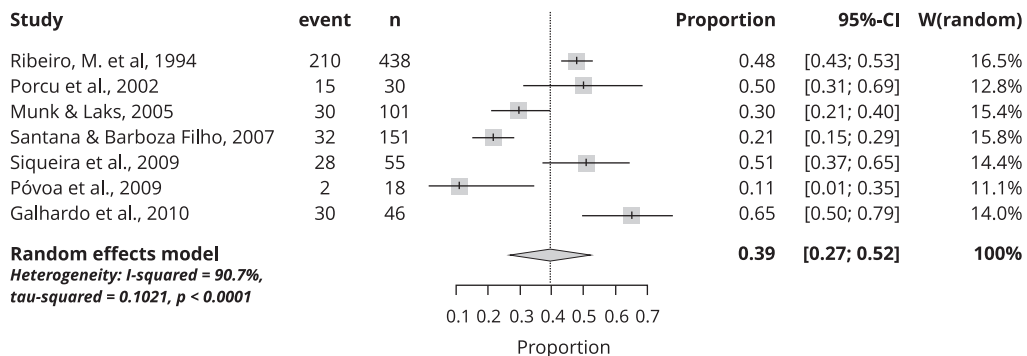


Figure 4 Prevalence of CSDS among the elderly in long-term care facilities

CSDS screening

Most of the selected studies assessed CSDS using scales that were previously validated for the Brazilian population. Most of these studies used Yesavage's 15-item Geriatric Depression Scale.³⁶ Among the hospitalized elderly individuals, the prevalence of CSDS varied between 20 and 56% (Figure 1). Among outpatients, the frequency of MDD varied between 23 and 42% (Figure 2), and that of CSDS varied between 31 and 45% (Figure 3). CSDS exhibited the widest variation (11 to 65%, Figure 4) among the elderly in LTCFs. The wide variation found in the frequency of CSDS might be due to the studies' participant selection criteria (several studies did not appropriately exclude patients with cognitive impairment) and the administration of scales by inappropriately trained professionals. CSDS corresponds to a heterogeneous group of elderly individuals who exhibit depressive symptoms and may or may not meet diagnostic criteria

for MDD, minor depression, or dysthymia. CSDS exhibits a statistical association with cardiovascular and other clinical diseases⁴⁰ and increases the odds of developing MDD in the future.⁴¹

Of note, two studies did not describe which version of Yesavage's GDS was used.^{24,28}

Methodological divergences

Because most of the analyzed studies employed similar scales, the variability found by the present review is probably related to the methods used to select the study populations (total, randomized, or stratified samples). Because the method of selection was not described in most studies, data assessment was impaired. Brazilian LTCFs differ widely in terms of access to physicians and treatments, nursing supervision, and occupational stimuli. Such differences are even more striking when comparing public/not-for-profit versus private institutions. These

institutional differences may be associated with the wide variation of prevalence found in the present review (11 to 65%), as well as with the presence of signals of severity, such as suicidal ideation, which reached a frequency of 33% in one of the studies.²⁵ Nevertheless, factors such as cutoff selection and inappropriate training of the professionals who administered the scales must be taken into account.

Two studies applied diagnostic interviews for depression or dysthymia,^{29,31} but only one of them fully detailed the type of interview performed.

Risk factors for depression

Depression and age

The elderly tend to exhibit a lower prevalence of MDD and a higher prevalence of CSDS compared to young adults.⁵ Depressive morbidity exhibits a statistical association with clinical diseases and is typically rated by general practitioners as common in the aging population.⁴ Several authors also observed that the elderly were less able to recognize depressive symptoms compared to young adults,⁴² which might be related to the low detection of depressive symptoms among the elderly. In addition, cognitive impairment and dementia, which might predispose individuals to depressive symptoms, are associated with aging. Only one study³³ indicated the prevalence of CSDS by age range, demonstrating a prevalence of 3.9% among the younger elderly and 2.5% among those older than 85 years old. These values are remarkably lower than those found in the remaining analyzed studies and in studies performed in other countries.⁴³⁻⁴⁵ A portion of this variation is probably due to selection bias in the divergent study.

Depression and cardiovascular disease

A recent meta-analysis³ found a significant association between CSDS and cardiovascular disease. Only two studies analyzed in the present review investigated this relationship, and both found an increased association. One of the studies also reported an increased association between circulatory system problems and CSDS.³⁴ These data are consistent with international findings that suggest that CSDS is an independent risk factor for increased mortality.⁴⁶⁻⁴⁸

Depression and gender

We found a higher prevalence and severity of CSDS^{8,25,26,28,32,34} and MDD^{31,49} among elderly women in most of the analyzed studies, whereas only one reported a higher prevalence of depression among elderly males.²⁷ These data are consistent with Brazilian and international findings. A recent meta-analysis reported a greater influence of female gender on risk of MDD compared to the risk of CSDS in the studied sample.³ The possible higher prevalence of CSDS and MDD among females is a controversial topic; nevertheless, several authors proposed explanations for this observation, including sociocultural factors related to

negative psychological experiences and higher susceptibility to stressful events. A recent study⁵⁰ found increased odds of CSDS, longer persistence of symptoms, and low mortality rates among elderly females compared to elderly males in the United States. Alternatively, the higher prevalence among women may be attributable to methodological factors or psychopathological and social traits.⁵¹ A Brazilian study showed that females are more concerned than males with their health and seek healthcare services earlier than males.⁵² Of note, several public health programs (prenatal care, breast and colon cancer prevention) target females, making them more dependent on medical treatments.

Comparison between Brazilian and international data

The present study found a high prevalence of CSDS among the elderly, which is consistent with previous studies.^{3,40} Nevertheless, few studies systematically investigated the prevalence of depressive morbidity separately for the hospitalized, outpatient, and LTCF populations. Remarkably, similar to the present systematic review, the published scientific literature has reported a wide variation in the results of depressive symptoms. A Dutch study, for instance, found a 5.9% prevalence of CSDS among hospitalized elderly individuals,⁴⁵ whereas an Italian study found a prevalence of 46.7% among 30 interviewed elderly individuals.⁴³ A study conducted in Spain with 433 individuals with cardiovascular disease found a prevalence of depression of 48.5% (57% among elderly females).⁴⁴

Study limitations

The present review has several limitations that must be noted. First, the included studies spanned a long period of time, which hindered adjustment for a reference demographic group. We decided to expand the time span of the studies to facilitate comparison with our previous study,³ and to deal with the lack of studies including elderly Brazilians. The predominance of studies performed in the South and Southeast regions of Brazil hinders the possibility of generalizing the results to the Brazilian elderly residing in other areas. In addition, methodological limitations must be mentioned. In the present study, only one of the authors performed the review, which we acknowledge as a potential limitation. For this reason, the data were checked by and discussed with a second author. The use of different screening or diagnostic instruments makes comparison more difficult, and several studies assessed small samples of patients. Important data on the selection of participants and detailed descriptions of the diagnostic interviews were not reported.²⁹ Most studies employed a cross-sectional design (only one study was longitudinal³³), hindering the ability to investigate the causal relationship between the studied variables. Also, they offered limited information about associated factors, although, as discussed throughout this article, we must consider the absence of systematization in the analysis of such conditions. No

study excluded patients with cognitive impairment, which might have led to inaccuracies in the reported results.

Conclusion

The present review identified 15 studies that comprised a total of 2,592 elderly participants. Among elderly individuals assisted in the outpatient setting, the overall prevalence of CSDS was 45% (Figure 1). Among hospitalized elderly individuals, the overall prevalence of CSDS was 36%, and that of MDD was 32% (Figures 2 and 3). Finally, among elderly in LTCFs, the overall prevalence of CSDS was 39% (Figure 4). Most of the included studies were performed in the South and Southeast regions of Brazil. The high prevalence of CSDS found among the hospitalized, LTCF residents, and outpatient elderly populations and the relationship between CSDS and cardiovascular diseases reinforce the importance of investigating the presence of such symptoms among these populations of elderly people.

The elderly population receiving health services is more likely to have a higher prevalence of depressive morbidity, which might impair the clinical treatment and life expectancy of these elderly. Thus, the current data indicate the need for a more intense psychiatric approach for these individuals. Furthermore, females tend to exhibit more CSDS compared to males, but the reasons for this finding are unclear.

CSDS can be investigated by means of short and easily administered questionnaires, and such symptoms could exhibit an association with cardiovascular disease, cognitive impairment, and increased mortality. Thus, the investigation of CSDS is an important aspect of the assessment of the mental status of elderly patients in the outpatient setting or admitted to hospitals or LTCF.

To assess the prevalence of depressive morbidity among the elderly admitted to institutions with greater precision, future studies must employ a standardized selection of participants and exclude patients with dementia. Longitudinal and cross-cultural studies are required to elucidate the differences found in the prevalence of depression according to gender, as well as the impact of CSDS on the health of elderly individuals treated at different levels of the healthcare system.

Disclosure

Ricardo Barcelos-Ferreira holds a research grant from Conselho Nacional de Desenvolvimento Científico e Tecnológico (CNPq). Cássio M. C. Bottino holds a research grant from CNPq and Fundação de Amparo à Pesquisa do Estado de São Paulo (FAPESP), and has received speaker's honoraria from Pfizer and Moksha8. The other authors report no conflicts of interest.

References

- 1 Instituto Brasileiro de Epidemiologia e Estatística [Internet]. Esperança de vida ao nascer. 2009 [cited 2011 Nov 26]. ftp://ftp.ibge.gov.br/Tabuas_Completas_de_Mortalidade/Tabuas_Completas_de_Mortalidade_2009/ambos_os_sexos.zip

- 2 Instituto Brasileiro de Epidemiologia e Estatística [Internet]. Projeção da população. 2010 [cited 2010 Aug 26]. http://www.ibge.gov.br/home/estatistica/populacao/projecao_da_populacao/2008/piramide/piramide.shtm
- 3 Barcelos-Ferreira R, Izbicki R, Steffens DC, Bottino CM. Depressive morbidity and gender in community-dwelling Brazilian elderly: systematic review and meta-analysis. *Int Psychogeriatr.* 2010;22:712-26.
- 4 Snowdon J. How high is the prevalence of depression in old age? *Rev Bras Psiquiatr.* 2002;24:42-7.
- 5 Blazer DG. Epidemiology of late-life depression. In: Schneider LJ, Reynolds CF, Lebowitz BD, Friedhoff A, editors. *Depression and treatment of late life: results of the NIH Consensus Development Conference.* Arlington: American Psychiatric Publishing; 1994. p. 9-21.
- 6 Blay SL, Andreoli SB, Fillenbaum GG, Gastal FL. Depression morbidity in later life: prevalence and correlates in a developing country. *Am J Geriatr Psychiatry.* 2007;15:790-9.
- 7 Ávila R, Bottino C. [Cognitive changes update among elderly with depressive syndrome]. *Rev Bras Psiquiatr.* 2006;28:316-20.
- 8 Souza DMDSE, Castillo CLC, Kunz FC, Santos TGC, Fontana DB, Santos ACOD. [Depressive symptoms and cognitive deficit in an elderly population attended at the elderly unit of the Oswaldo Cruz University Hospital GERO-HUOC]. *An Fac Med Recife.* 2007;52:37-40.
- 9 Mazin SC, Martinez EZ. Modelos estatísticos em metanálise I: introdução. *Rev Bras Biom.* 2009;27:139-60.
- 10 Castro-Costa É, Lima-costa MF, Carvalhais S, Firmo JOA, Uchoa E. Factors associated with depressive symptoms measured by the 12-item General Health Questionnaire in community-dwelling older adults (The Bambuí Health Aging Study). *Rev Bras Psiquiatr.* 2008;30:104-9.
- 11 Irigaray TQ, Schneider RH. Characteristics of personality and depression in elderly women of the University for the Third Age. *Rev Psiquiatr Rio Gd Sul.* 2007;29:169-75.
- 12 Leite VMM, Carvalho EMF, Barreto KML, Falcão IV. [Depression and aging: study comprising participants of the "Senior Citizens Open University"]. *Rev Bras Saude Mater Infant.* 2006;6:31-8.
- 13 Oliveira DAAP, Gomes L, Oliveira RF. Prevalence of depression among the elderly population who frequent community centers. *Rev Saude Publica.* 2006;40:734-6.
- 14 Veras RP, Coutinho ESF. [Prevalence of depression and organic cerebral syndrome in the elderly population (Brazil)]. *Rev Saude Publica.* 1991;25:209-17.
- 15 Veras RP, Coutinho E. [Prevalence of organic brain syndrome in an elderly population in a metropolitan population of southeastern Brazil]. *Rev Saude Publica.* 1994;28:26-37.
- 16 Faria ACNB, Barreto SM, Passos VMA. [Depressive symptomatology among a health plan aged people]. *Rev Med Minas Gerais.* 2008;18:175-82.
- 17 Cigognini MA, Furlanetto LM. Diagnosis and pharmacological treatment of depressive disorders in a general hospital. *Rev Bras Psiquiatr.* 2006;28:97-103.
- 18 Diniz RW, Gonçalves MS, Benesi CG, Campos AS, Giglio AD, Garcia JB, et al. [Awareness of cancer diagnosis does not lead to depression in palliative care patients]. *Rev Assoc Med Bras.* 2006;52:298-303.
- 19 Fráguas R Jr, Alves TCTF. Depressão no Hospital Geral: estudo de 136 casos. *Rev Assoc Med Bras.* 2002;48:225-30.
- 20 Nascimento CA, Noal MHO. [Depression in inpatients of a general hospital]. *Rev Psiquiatr Rio Gd Sul.* 1992;14:162-8.
- 21 Soares-Filho GLF, Freire RC, Biancha K, Pacheco T, Volschan A, Valença AM, et al. Use of the hospital anxiety and depression scale (HADS) in a cardiac emergency room: chest pain unit. *Clinics.* 2009;64:209-14.
- 22 Ferrari JF, Dalacorte RR. [Use of Yesavage's Geriatric Depression Scale to evaluate the prevalence of depression in inpatient elderly subjects]. *Sci Med (Porto Alegre).* 2007;17:3-8.
- 23 Galhardo VAC, Mariosa MAS, Takata JPI. Depressão e perfis sociodemográfico e clínico de idosos institucionalizados sem déficit cognitivo. *Rev Med Minas Gerais.* 2010;20:16-21.
- 24 Maués CR, Rodrigues SMC, Cardoso HdC, Cardoso HM, Freire JEDB Jr, Ribeiro VC. [Epidemiology of elderly interned in infirmary of medical clinic at public hospital]. *Rev Para Med.* 2007;21:31-6.

- 25 Porcu M, Scantamburlo VM, Albrecht NR, Silva P, Vallim FL. [Comparative study on depression symptoms in hospitalized, day-care and in-home elderly]. *Acta Sci.* 2002;24:713-7.
- 26 Póvoa TR, Machado FV, Tavares AB, Viana LG, Amaral AS. [Prevalence in seniors who live in Morada do Idoso long-term care facility: Brasília Gerontology Institute]. *Brasília Med.* 2009;46:241-6.
- 27 Siqueira GRd, Vasconcelos DTd, Duarte GC, Arruda ICd, Costa JASd, Cardoso RdO. [Analysis of depression in elderly living in the shelter "Christ the Redeemer", applying the Scale of Geriatric Depression (SGD)]. *Cien Saude Colet.* 2009;14:253-9.
- 28 Ribeiro MAM, Pietrobon RS, Rockembach RA, Ratzke O, Costa PAB. [Depression prevalence in elders living in all time institutions] *Rev Psiquiatr Clin.* 1994;21:4-8.
- 29 Almeida OP, Garrido R, Tamai S. [Mental health unit for the elderly (UNID) of Department of Psychiatry of Santa Casa de São Paulo Medical School: clinical features of subjects attending the outpatient clinic]. *J Bras Psiquiatr.* 1998;47:291-6.
- 30 Lucchetti G, Neto AMB, Granero AL, Peres PT, Almeida Jr CS. [Pain, depression and anxiety in rehabilitation for the elderly]. *Med Reabil.* 2009;28:38-40.
- 31 Duarte MB, Rego MAV. [Depression and clinical illness: comorbidity in a geriatric outpatient clinic]. *Cad Saude Publica.* 2007;23:691-700.
- 32 Santana AJ, Barboza Filho JC. [Prevalence of depressive symptoms in the hospitalized elderly in the city of Salvador]. *Rev Baiana Saude Publica.* 2007;31:134-46.
- 33 Munk M, Laks J. [Depression in elderly living in a long-term care facility over the course of three years]. *J Bras Psiquiatr.* 2005;54:98-100.
- 34 Mendes-Chiloff CL, Ramos-Cerqueira AT, Lima MC, Torres AR. Depressive symptoms among elderly inpatients of a Brazilian university hospital: prevalence and associated factors. *Int Psychogeriatr.* 2008;20:1028-40.
- 35 Shah A, Herber R, Lewis S, Mahendran R, Platt J, Bhattacharyya B. Screening for depression among acutely ill geriatric inpatients with a short geriatric depression scale. *Age Ageing.* 1997;26:217-21.
- 36 Yesavage J, Brink T, Rose T, Lum O, Huang V, Adey M, et al. Development and validation of a geriatric depression screening scale: a preliminary report. *J Psychiatr Res.* 1982-1983;17:37-49.
- 37 Hamilton M. A rating scale for depression. *J Neurol Neurosurg Psychiatry.* 1960;23:56-62.
- 38 Organização Mundial da Saúde (OMS). CID-10 VOL. 1: Classificação estatística internacional de doenças. 10th ed. São Paulo: Edusp; 1992.
- 39 American Psychiatry Association. *Diagnostic and Statistical Manual of Mental Disorders DSM-IV-TR.* 4th ed. Arlington: American Psychiatric Publishing; 1994.
- 40 Barcelos-Ferreira R, Pinto JA Jr, Nakano EY, Steffens D, Litvoc J, Bottino CM. Clinically significant depressive symptoms and associated factors in community elderly subjects from São Paulo, Brazil. *Am J Geriatr Psychiatry.* 2009;17:582-90.
- 41 Beekman ATF, Deeg DJH, Smit JH, van Tilburg W. Predicting the course of depression in the older population: results from a community-based study in The Netherlands. *J Affect Disord.* 1995;34:41-9.
- 42 Hasin D, Link B. Age and recognition of depression: implications for a cohort effect in major depression. *Psychol Med.* 1988;18:683-8.
- 43 Gareri P, Ruotolo G, Curcio M, Giancotti S, Talarico F, Galasso D. Prevalence of depression in medically hospitalized elderly patients. *Arch Gerontol Geriatr Suppl.* 2001;7:183-9.
- 44 Guallar-Castillón P, Magariños-Losada MM, Montoto-Otero C, Tabuenca AI, Rodríguez-Pascual C, Olcoz-Chiva M, et al. [Prevalence of depression and associated medical and psychosocial factors in elderly hospitalized patients with heart failure in Spain]. *Rev Esp Cardiol.* 2006;59:770-8.
- 45 Kok RM, Heeren TJ, Hooijer C, Dinkgreve MA, Rooijmans HG. The prevalence of depression in elderly medical inpatients. *J Affect Disord.* 1995;33:77-82.
- 46 Bottino CMC. The challenge of treating depression in the elderly. *Int Clin Psychopharmacol.* 2003;18:39-46.
- 47 Krishnan K, Hays JC, Blazer DG. MRI-defined vascular depression. *Am J Psychiatry.* 1997;154:497-501.
- 48 Steffens DC, Otey E, Alexopoulos GS, Butters MA, Cuthbert B, Ganguli M, et al. Perspectives on depression, mild cognitive impairment, and cognitive decline. *Arch Gen Psychiatry.* 2006;63:130-8.
- 49 Almeida OP. [Psychiatric symptoms amongst outpatients with dementia in São Paulo, Brazil]. *Arq Neuro-Psiquiatr.* 1999;57:937-43.
- 50 Barry LC, Allore HG, Guo Z, Bruce ML, Gill TM. Higher burden of depression among older women: the effect of onset, persistence, and mortality over time. *Arch Gen Psychiatry.* 2008;65:172-8.
- 51 Weissman MM, Klerman GL. Sex differences and the epidemiology of depression. *Arch Gen Psychiatry.* 1977;34:98-111.
- 52 Bertoldi AD, Barros AJD, Hallal PC, Lima RC. [Drug utilization in adults: prevalence and individuals determinants]. *Rev Saude Publica.* 2004;38:228-38.

Corrigendum

On behalf of Luís Fernando S. Castro-de-Araújo, Ricardo Barcelos-Ferreira, Camila Bertini Martins, and Cássio M. C. Bottino, authors of the paper entitled “Depressive morbidity among elderly individuals who are hospitalized, reside at long-term care facilities, and are under outpatient care in Brazil: a meta-analysis,” published in this journal in 2013, volume 35, issue 2, pages 201-7, we hereby publish a corrigendum for some data presented in the original version of the article, as listed below.

First of all, in the Abstract, Results section, CSDS prevalence rates should be corrected as follows: i) between 20 and 57% (not 56%); and ii) between 28 and 45% (not 11 and 65%).

With the help of Prof. Mendes-Chiloff, author of one of the papers cited in our meta-analysis, the authors noticed that the subheadings of Table 1 were misplaced. “Outpatients” should read “Hospitalized patients” and vice-versa. The same error is reproduced in the text excerpts commenting on the results shown in Table 1 (Results and Conclusion sections) and in the legends for Figures 1, 2, and 3. There was no error in the statistical analysis. We thank Dr. Mendes-Chiloff for bringing the error to our attention.

Below, we present corrected versions for the text excerpts, table and figures affected by the error (all changes highlighted in italic font).

1) The last paragraph of the Results section should read as follows:

The studies that investigated CSDS in the *inpatient* setting totaled 299 patients, and the prevalence ranged from 20²⁴ to 57%,²⁵ with a combined estimate of 45% (95%CI 0.31-0.60) (Figure 1). The four studies that investigated a total of 1,454 *outpatients* found MDD prevalence rates of 23³¹ and 42%,²⁹ and CSDS prevalence rates of 28³⁰ and 45%,⁸ with a combined estimate of 32% for MDD (95%CI 0.16-0.51, Figure 2) and 36% for CSDS (95%CI 0.21-0.53, Figure 3). The studies that investigated CSDS in LTCFs assessed 839 patients and found prevalence rates of 11²⁶ and 65%,²³ with a combined estimate of 39% (95%CI 0.27-0.52, Figure 4).

2) In the Discussion section, CSDS screening subtitle, “and that of CSDS varied between 31 and 45%” should read “and that of CSDS varied between 28 and 45%.”

3) The beginning of the Conclusion section should read as follows:

The present review identified 15 studies that comprised a total of 2,592 elderly participants. Among elderly *hospitalized individuals*, the overall prevalence of CSDS was 45% (Figure 1). Among *outpatient* individuals, the overall prevalence of CSDS was 36%, and that of MDD was 32% (Figures 2 and 3). Finally, among elderly in LTCFs, the overall prevalence of CSDS was 39% (Figure 4).

4) Below we present corrected versions for Table 1 and for the legends of Figures 1 to 3.

Table 1 Studies on the prevalence of depression and CSDS among the Brazilian elderly

Study	Region*	Age	n	Males (%)	Prevalence (%)	Instruments [†]	Associated factors [‡]
<i>Hospitalized patients</i>							
Porcu et al., 2002 ²⁵	PR	60	30	53	CSDS: 56.7	HAM-D	Severe MD
Ferrari & Dalacorte, 2007 ²²	SC	60	50	32	CSDS: 46	GDS-15	Very old
Maués et al., 2007 ²⁴	PA	65	30	60	CSDS: 20	GDS	Stroke
Mendes-Chiloff et al., 2008 ³⁴	SP	60	189	45	CSDS: 56.1	GDS-15	Circulatory system diseases
<i>Outpatients</i>							
Almeida et al., 1998 ²⁹	SP	55	124	25	MDD: 41.9	ICD-10	Dysthymia
Duarte & Rego, 2007 ³¹	BA	60	1120	27.5	MDD: 23.4	DSM-IV	HTN, OA
Lucchetti et al., 2009 ³⁰	SP	60	110	26.4	CSDS: 28.2	GDS-15	OA
Souza et al., 2007 ⁸	PE	60	100	29	CSDS: 45	GDS-30	> Males
<i>Patients in long-term care facilities</i>							
Ribeiro et al., 1994 ²⁸	PR	60	438	47.8	CSDS: 48	GDS	Not assessed
Porcu et al., 2002	PR	60	30	50	CSDS: 50	HAM-D	Suicidality
Munk & Laks, 2005 ³³	RJ	65	101	20.8	CSDS: 30	GDS-15	Not assessed
Santana & Barboza Filho, 2007 ³²	BA	60	151	65.3	CSDS: 21.1	GDS-15	Not assessed
Siqueira et al., 2009 ²⁷	PE	60	55	56	CSDS: 51	GDS-30	Not assessed
Póvoa et al., 2009 ²⁶	DF	60	18	27.8	CSDS: 11.1	GDS-15	Not assessed
Galhardo et al., 2010 ²³	MG	60	46	17	CSDS: 65	GDS-15	CVD 76%

* BA = Bahia; DF = Federal District; MG = Minas Gerais; PA = Pará; PE = Pernambuco; PR = Paraná; RJ = Rio de Janeiro; SC = Santa Catarina; SP = São Paulo.

[†] GDS = Geriatric Depression Scale; HAM-D = Hamilton Rating Scale for Depression.

[‡] HTN = hypertension; CVD = cardiovascular disease; OA = osteoarthritis.

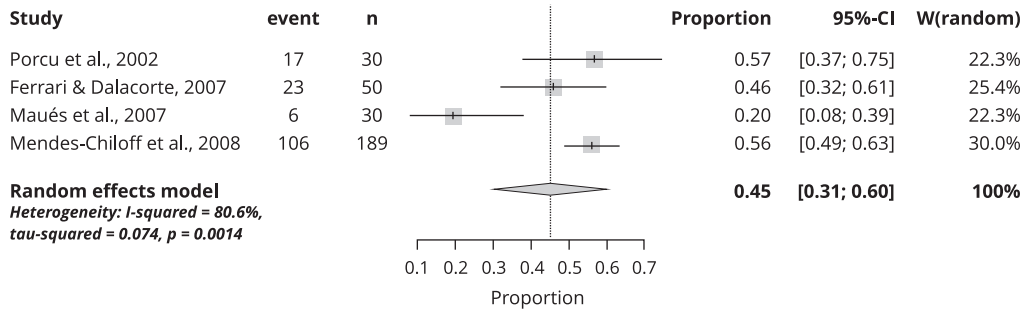


Figure 1 Combined prevalence of CSDS among *hospitalized elderly individuals*.

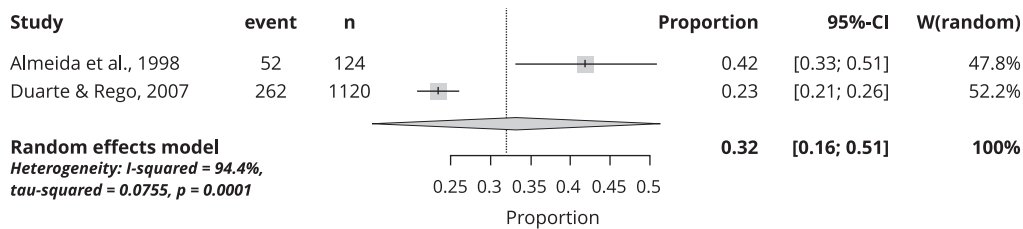


Figure 2 Prevalence of MDD among *elderly patients assisted at outpatient services*.

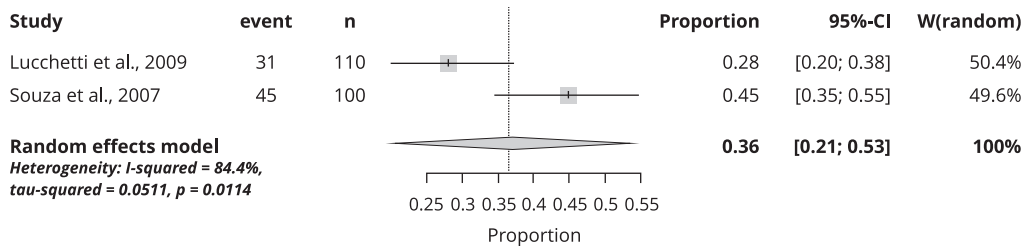


Figure 3 Prevalence of CSDS among *elderly patients assisted at outpatient services*.

Finally, we would also like to present corrections in three references:

8 Souza DMS, Castillo CLC, Kunz FC, Santosa TGC, Fontana DB, Santos ACO, et al. [Depressive symptoms and cognitive deficit in an elderly population attended at the elderly unit of the Oswaldo Cruz University Hospital GERO-HUOC]. An Fac Med Univ Fed Pernamb. 2007;52:37-40.

24 Maués CR, Rodrigues SMC, Cardoso HC, Freire Jr JEB, Ribeiro VC. [Epidemiology of elderly interned in infirmary of medical clinic at public hospital]. Rev Para Med. 2007;21:31-6.
 27 Siqueira GR, Vasconcelos DT, Duarte GC, Arruda IC, Costa JAS, Cardoso RO. [Analysis of depression in elderly living in the shelter "Christ the Redeemer", applying the Scale of Geriatric Depression (SGD)]. Cien Saude Colet. 2009;14:253-9.