

## ECOLOGY, BEHAVIOR AND BIONOMICS

### Population Dynamics and Spatial Distribution of *Spartocera dentiventris* (Berg) (Hemiptera: Coreidae) Adults on *Nicotiana tabacum* L. (Solanaceae)

CRISTIANE R. JESUS<sup>1</sup>, LUIZA R. REDAELLI<sup>1,2</sup> AND HELENA P. ROMANOWSKI<sup>1</sup>

<sup>1</sup>Depto. Zoologia, PPG Biologia Animal, Instituto de Biociências, UFRGS, Av. Bento Gonçalves, 9500, Bloco IV Prédio 43435, 91501-970, Porto Alegre, RS

<sup>2</sup>Depto. Fitossanidade, Faculdade de Agronomia, UFRGS, Av. Bento Gonçalves, 7712, 91540-000, Porto Alegre, RS

*Neotropical Entomology* 31(4):541-549 (2002)

#### Dinâmica Populacional e Distribuição Espacial dos Adultos de *Spartocera dentiventris* (Berg) (Hemiptera: Coreidae) em *Nicotiana tabacum* L. (Solanaceae)

**RESUMO** - *Spartocera dentiventris* (Berg), o percevejo-cinzentado-fumo, devido ao seu hábito alimentar sugador, provoca o enrolamento e a murcha das folhas de fumo, causando prejuízos à cultura. O conhecimento da dinâmica populacional é fundamental para o estabelecimento de técnicas mais eficientes de monitoramento e manejo da praga. Com o objetivo de monitorar a colonização, o estabelecimento, o crescimento e a distribuição espacial da população adulta de *S. dentiventris*, através do método de marcação e recaptura, um cultivo experimental de fumo (*Nicotiana tabacum*) foi estabelecido em Porto Alegre, RS. Todas as plantas foram inspecionadas três vezes por semana durante o período de agosto de 1999 a abril de 2000, marcando-se 217 indivíduos. Apenas em uma geração os indivíduos sobreviveram até a fase adulta na área. O tamanho populacional, estimado através do método de Fisher-Ford, apresentou um pico de 160 indivíduos. O recrutamento médio estimado foi  $5,0 \pm 2,67$  fêmeas/dia e  $6,6 \pm 1,73$  machos/dia ( $z = 0,71$ ;  $gl = 118$ ;  $P = 0,477$ ). A maioria dos indivíduos concentrou-se na região superior da planta e na face abaxial das folhas. Análise realizada por grupo de seis plantas revelou um padrão agregado de distribuição espacial em 78,4% das ocasiões de amostragem. Os adultos concentraram-se em certos locais da cultura e o tamanho populacional parece ter sido afetado por variações climáticas e predação. Essas observações devem ser consideradas na implementação de medidas de monitoramento e controle da espécie.

**PALAVRAS-CHAVE:** Insecta, ecologia populacional, método de marcação, liberação e recaptura

**ABSTRACT** - *Spartocera dentiventris* (Berg), the gray-tobacco-bug, feeds on the sap of the plant, inducing leaf wilting and twisting, thus causing economic losses to the tobacco crop. The knowledge on its population dynamics is crucial for the development of efficient techniques for monitoring and managing this species. An experimental tobacco (*Nicotiana tabacum*) crop was established in Porto Alegre County, South Brazil, aiming to study the colonization, establishment, growth and spatial distribution of the adult *S. dentiventris* population using the mark-release-recapture method. All plants were inspected at least three times a week. From August 1999 to April 2000, 217 individuals were marked. Only one generation completed development up to the adult phase. Population size estimated by the Fisher-Ford method peaked at ca. 160 individuals. Average recruitment was  $5.0 \pm 2.67$  females per day and  $6.6 \pm 1.73$  males per day ( $z = 0.71$ ;  $df = 118$ ;  $P = 0.477$ ). Most individuals concentrated in the upper part of the plant and on the abaxial face of leaves. Analysis performed in groups of six plants revealed an aggregated pattern of distribution in 78.4% of sampling occasions. Individuals concentrated in certain areas of the crop and the population size seemed to be highly susceptible to weather variations and predation. These observations should be taken into account on designing measures for monitoring and control of the species.

**KEYWORDS:** Insecta, population ecology, mark-release-recapture method

*Spartocera* (= *Corecoris*) *dentiventris* (Berg), the gray-tobacco-bug, is considered a pest on tobacco (*Nicotiana tabacum*) for it feeds on the sap of the plant, causing leaf wilting and twisting (Costa 1958, Bertels 1962, Silva *et al.*

1968, Schaefer & Mitchell 1983). The bugs colonize the young tobacco plants from August on, and two further generations of *S. dentiventris* generally develop on the crop until March, when the plants die off. Adult daily survival rates are about 96% and longevity is high (ca. 26 days). Most mortality occurs on the nymph phase and seems to be mainly due to predation by *Cosmoclopius nigroannulatus* Stål (Hemiptera: Reduviidae). The hymenopterous egg parasitoids *Gryon gallardoi* (Brethes) (Scelionidae) and *Neorileya ashmeadi* Crawford (Eurytomidae) also attack *S. dentiventris*. Nymphs show aggregated distribution on upper part of the plant (Caldas et al. 1999, Jesus & Romanowski 2001).

Field observations suggest that *S. dentiventris* adults do not distribute in a homogeneous or random way in the crop (Canto-Silva 1999). The distribution pattern shown by a species may be related with resource quality, female oviposition behavior and natural enemies action, among other ecological factors (Crawley 1983, Bernays & Chapman 1994). Only a few studies with this emphasis have been carried out on the Coreidae, despite the fact that the family embraces a considerable number of species which have a high potential for becoming pests of crops of economic importance (Kainoh et al. 1980, Palumbo et al. 1991). The present work aimed monitoring adult numbers of *S. dentiventris* along the cycle of tobacco, focusing on their spatial distribution patterns and their relation with the insect density and crop phenology. Furthermore, it was also intended to add to the knowledge on the ecology of Coreidae as a group, which may help to reveal patterns for other species of the family as well.

### Material and Methods

Field work was carried out at the Departamento de Fitossanidade da Universidade Federal do Rio Grande do Sul, in Porto Alegre County (30° 10' S; 50° 13' W), state of Rio Grande do Sul, South Brazil. On August 3<sup>rd</sup> 1999, 270 tobacco seedlings (type Virginia; variety K326) were planted in an area of approximately 300 m<sup>2</sup>, in 10 rows with 1 m inter-rows and 0.8 m spacing between plants, as in commercial crops. All plants were coded with alphanumeric coordinates, with letters corresponding to rows and numbers corresponding to plants within the row.

Insects arriving to the crop were daily recorded from August 3<sup>rd</sup> to November 8<sup>th</sup> 1999 and three times a week from November 9<sup>th</sup> to April 5<sup>th</sup> 2000. All plants were inspected in the morning. All adults found were hand-captured, marked on the dorsal surface, and returned to the same site where they were caught. Marks were made with a permanent ink marker and based on the Brussard's code points system (Southwood 1978). Notes were taken on number of specimens, sex and coordinate of plants. Records were also taken on where the specimens were found on the plant in terms of height from the ground (upper, medium or lower third) and structure (stem, upper or lower face of the leaf) or leafstalk.

In addition, notes were taken on the occurrence of eggs and nymphs. All plants on which eggs had been laid by colonizing adults were daily monitored. Fifth instar nymphs were recognized and monitored in the field based on Caldas et al. (1998), so that adult recruitment could be registered. On

the following generation, there were more plants with eggs than it could be monitored, so 12 plants were randomly chosen for this purpose.

The periods of colonization, establishment, oviposition, recruitment and dispersal were identified based on the variation on the numbers of eggs, fifth instar nymphs and marked and unmarked adults.

Population size was estimated by the Fisher-Ford model, after testing its assumptions (Fisher & Ford 1947, Begon 1979). Longevity was assessed based on the difference of days between the first and the last capture of each individual. Thus, the figures are in fact the minimum number of days survived by recaptured individuals.

Distribution patterns were tested by goodness of fit to the Poisson and Negative Binomial distributions. The unit considered was groups of six contiguous plants (three plants in each of two adjacent rows), because the number of individuals per plant was most of times too low for analysis. The Iwao and Taylor Power Law dispersion indexes were also computed (Elliott 1983).

### Results

From September 6<sup>th</sup> 1999, *S. dentiventris* began to appear in the tobacco field. Colonization period was characterized by the arrival of new unmarked adults on each sampling occasion (also date). When all adults were marked within a sampling date, it was considered that the population was established in the area. The colonizing generation was composed of 17 females and 14 males. A total of 217 adults (131 females and 86 males) were marked over 125 sampling occasions. Sex ratio was 0.6 (1♂: 1.2♀).

An average of  $9.1 \pm 1.13$  females and  $2.6 \pm 0.42$  males were captured per sampling occasion. The number of recaptures was high:  $9.9 \pm 1.22$  individuals per sampling occasion ( $8.1 \pm 1.02$  ♀ (n = 129);  $1.8 \pm 0.28$  ♂ (n = 86)). About 96% of the females and 79% of the males were recaptured and the number of recaptures per individual was also high (Table 1).

Table 1. Distribution frequency of the number of recaptures per *S. dentiventris* female and male adult individuals. Porto Alegre County, September/1999 to April/2000.

No. of recapture per individual	Frequency females	% females	Frequency males	% males
0	5	3.9	18	20.9
1	15	11.6	18	20.9
2 to 4	34	26.3	35	40.7
5 to 7	23	17.8	9	10.5
8 to 10	29	22.5	5	5.8
11 to 13	7	5.4	1	1.2
14 to 16	5	3.8	0	0
17 to 20	3	2.3	0	0
21 or +	8	6.2	0	0
Total	129	100	86	100

The estimates of population size and the numbers of captured and recaptured for females and males along the season are presented in Fig. 1. In the beginning of September there was an

increase in the number of captures, which characterizes the arrival of the colonizing individuals. By early October, the number of recaptures equals the number of captures and almost all adult

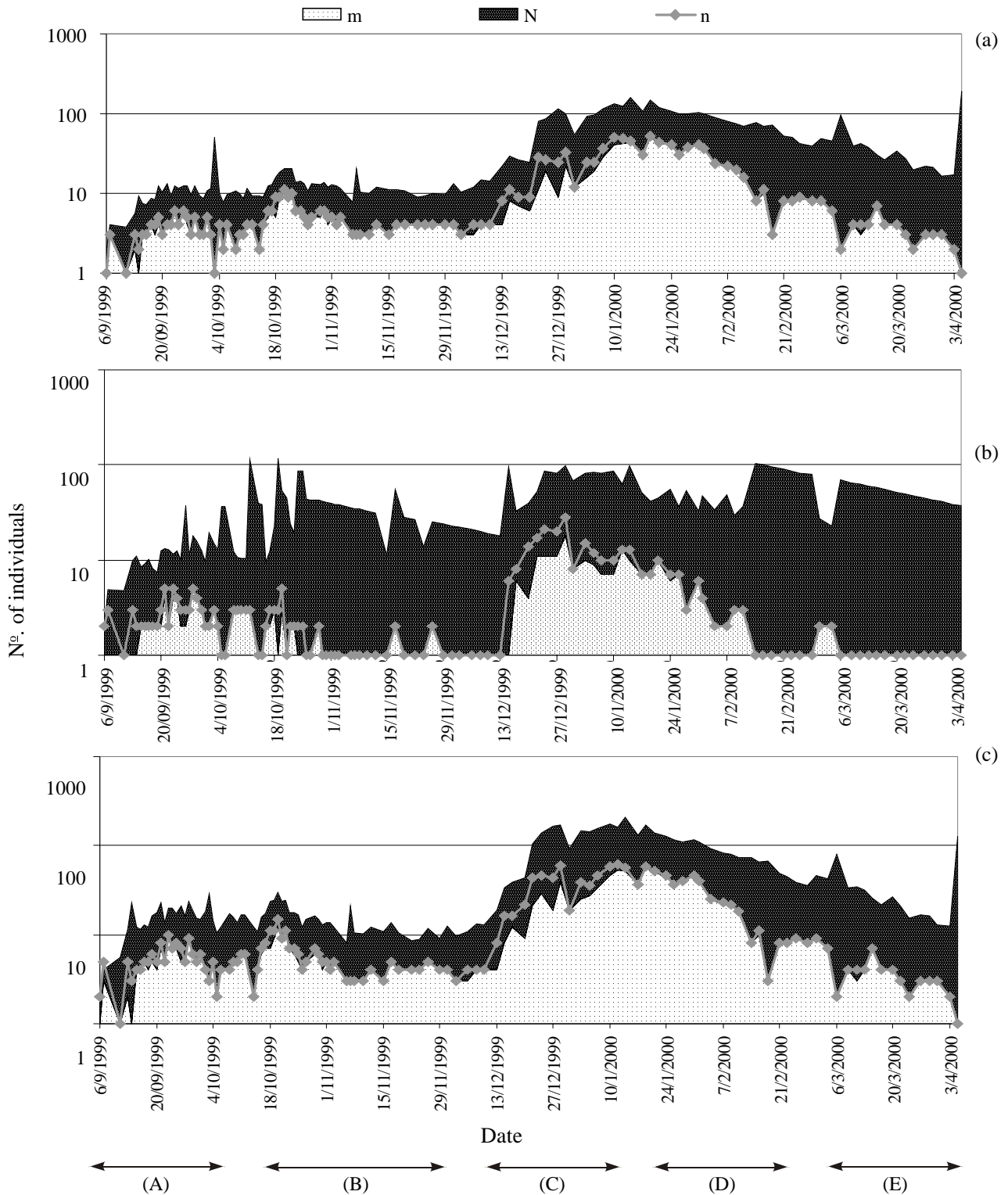


Figure 1. Number of captures (n), recaptures (m) and estimates of population size (N) obtained through the Fisher-Ford method for (a) females, (b) males and (c) males and females of *S. dentiventris* adults. A) colonization; B) oviposition I; C) recruitment; D) oviposition II; and E) dispersion. Porto Alegre County, September/1999 to April/2000

individuals in the area had already been marked. In this period oviposition took place and then most of population was in the immature phase. On the second week of December, there was a sudden increase in the number of new captures, characterizing the recruitment of the first generation of *S. dentiventris* adults in the area. A peak of captures was registered: more than 50 females and almost 30 males. Population level remained above 40 adults for ca. two months. During this period, many eggs and nymphs were also observed. From February on, a decrease in the number of adults was recorded, which continued until April. Adults of the first generation were apparently dying of old age (see longevity values bellow) and there were few surviving *S. dentiventris* left in the area, synchronizing with the end of the tobacco cycle. The high population estimates obtained for this time is an "artifact", due to the sudden change in the proportion of marked and unmarked individuals.

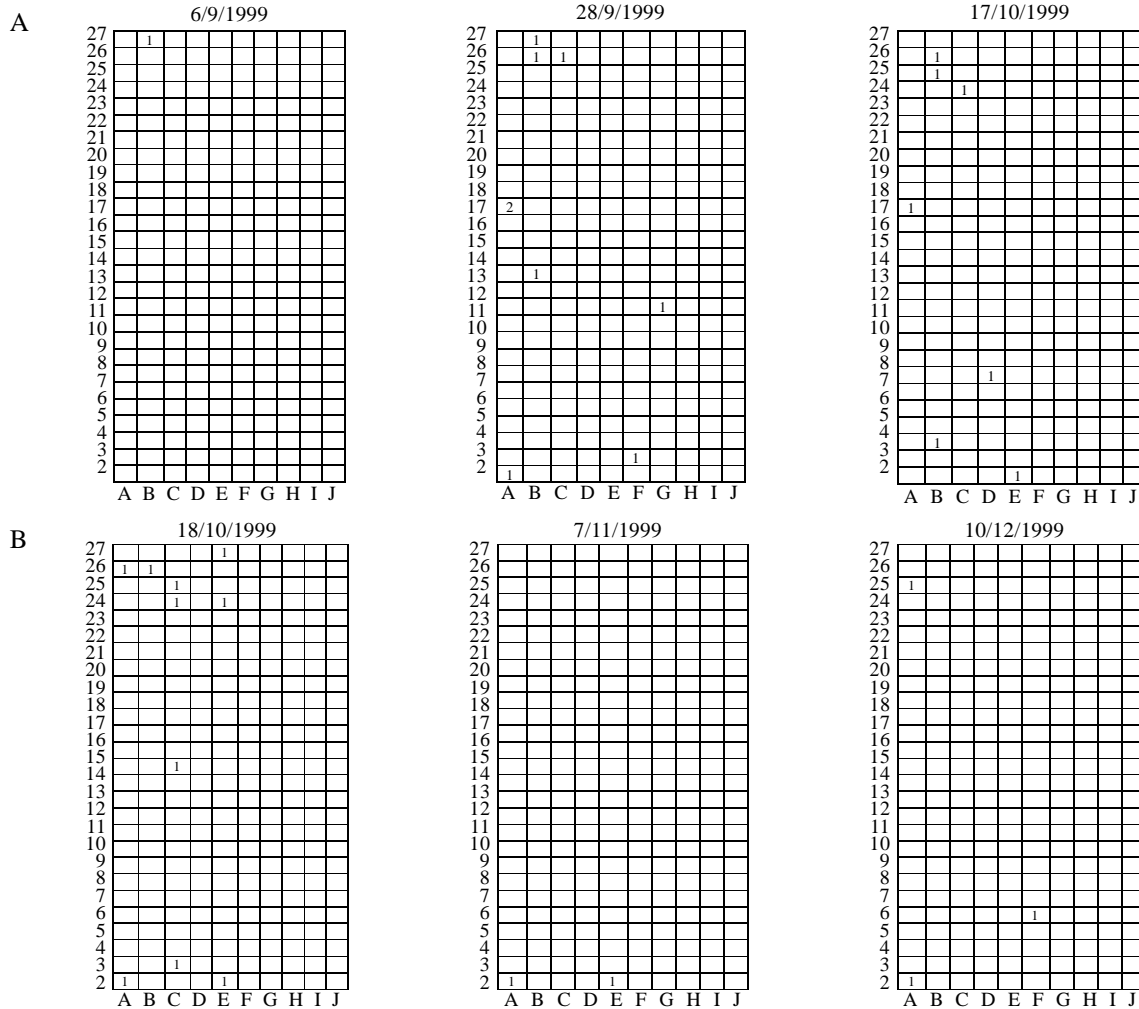
Thus, based on the variation on the numbers of adults, eggs and fifth instar nymphs, five different periods could be identified in the development of the population: A - colonization (Sep./6<sup>th</sup>/1999 to Oct./17<sup>th</sup>/99); B - oviposition I (Oct./18<sup>th</sup>/99 to Dec./8<sup>th</sup>/99); C - recruitment (Dec./13<sup>th</sup>/99 to Jan./12<sup>th</sup>/2000); D - oviposition II (Jan./14<sup>th</sup>/00 to Feb./25<sup>th</sup>/00); and E - dispersion (Feb./28<sup>th</sup>/00 to Mar./3<sup>rd</sup>/00).

Recruitment to the adult phase was estimated as  $5.0 \pm 2.67$  females per sampling occasion and  $6.6 \pm 1.73$  males per

sampling occasion and did not differ significantly between males and females ( $z = 0.71$ ;  $df = 118$ ;  $P = 0.477$ ). Daily survival rates were quite constant and high for females and males ( $\bar{x} = 0.978$ ). Average minimum longevity was also high ( $\bar{x} = 31.1 \pm 1.88$  days and  $\bar{x} = 15.3 \pm 1.83$  days) with no statistically significant differences between sexes ( $z = 0.26$ ;  $df = 131$ ;  $P = 0.793$ ). Maximum longevity registered was 95 and 70 days for females and males, respectively.

During the colonization period, the tobacco plants were still short, and most adults ( $\bar{x} = 47\%$ ;  $\bar{x} = 55\%$ ) concentrated close to the ground. Distribution on the plant during this period significantly differed from all others ( $\chi^2 = 1057.28$ ;  $df = 28$ ;  $P < 0.001$ ). Apart from this period, individuals tended to stay on the upper third of the plants in all periods. As the plant grew taller than eight leaves, adults spread to leaves and leafstalks. In the following periods (recruitment, oviposition II and dispersion) as plants grew, females and males moved up. Besides, distribution was not random on the different plant structures ( $\chi^2 = 643.03$ ;  $df = 28$ ;  $P < 0.001$ ). During colonization, 52% of females were found on the abaxial face of leaves; males (40%) also concentrated on these sites, but less markedly. This pattern still held from oviposition I on, but less strongly and with more adults spreading to other plant structures.

Most plants had zero, one or two individuals (Fig. 2).





Thus, analyzing the number of individuals per single plant by the I index ( $s^2/\bar{x}$ ; Krebs 1989), the pattern of spatial distribution obtained was regular in 86.4%, contagious in 11.9% and at random in 0.8% of the sampling occasions. When the scale used was a group of six contiguous plants (occasions when at least eight insects were recorded in the field), 78.4% revealed a contagious pattern of distribution, 5.4% regular and 16.2% random.

Analysis through goodness of fit to frequency distribution models corroborates the results: only 21.6% of data fit to the Poisson distribution; 78.4% fit contagious distribution; and 97.3% showed good adjustment to the Negative Binomial ( $P < 0.05$ ). Aggregation was also evidenced by the Taylor's Power Law ( $b = 1.5$ ;  $t = 5.095$ ;  $df = 117$ ;  $P < 0.001$ ; Fig. 3a) and the Iwao method ( $b = 4.45$ ;  $t = 8.94$ ;  $df = 117$ ;  $P < 0.001$ ; Fig. 3b). The pattern of distribution varied little over the different periods in spite of variation (or despite the) on adult numbers.

### Discussion

Concerning colonization, Jesus & Romanowski (2001) obtained similar results in a work carried out in the same area from August 26<sup>th</sup> 1997, where 22 females and 24 males

colonized the tobacco plants. In the previous year, Caldas et al. (1999) had only recorded the presence of a few *S. dentiventris* on the crop, much later on October 8<sup>th</sup> 1996. Delays on the onset of colonization seem to be related to differences on weather condition between the years considered. In 1996, spring was late and rainy (5.15 mm average rainfall) as compared to 1997 (4.33 mm) and 1999 (1.71 mm). However, since the tobacco crop was first established in the area in 1996, it may be possible that, from then on, some *S. dentiventris* individuals have remained in the area or close by between successive crop cycles. If this hypothesis follows, *S. dentiventris* did not need to spend time searching for the tobacco area and could colonize the plants earlier. Indeed, individuals marked in one year (1997) were found again in the area the following year. Thus, where tobacco is cultivated commercially it sounds sensible to switch crops from year to year.

The variation on adult numbers along the crop cycle here registered followed the same general pattern observed before by Jesus & Romanowski (2001), but for fact that under the conditions of the present study no individual of the second generation managed to complete development up to adult phase.

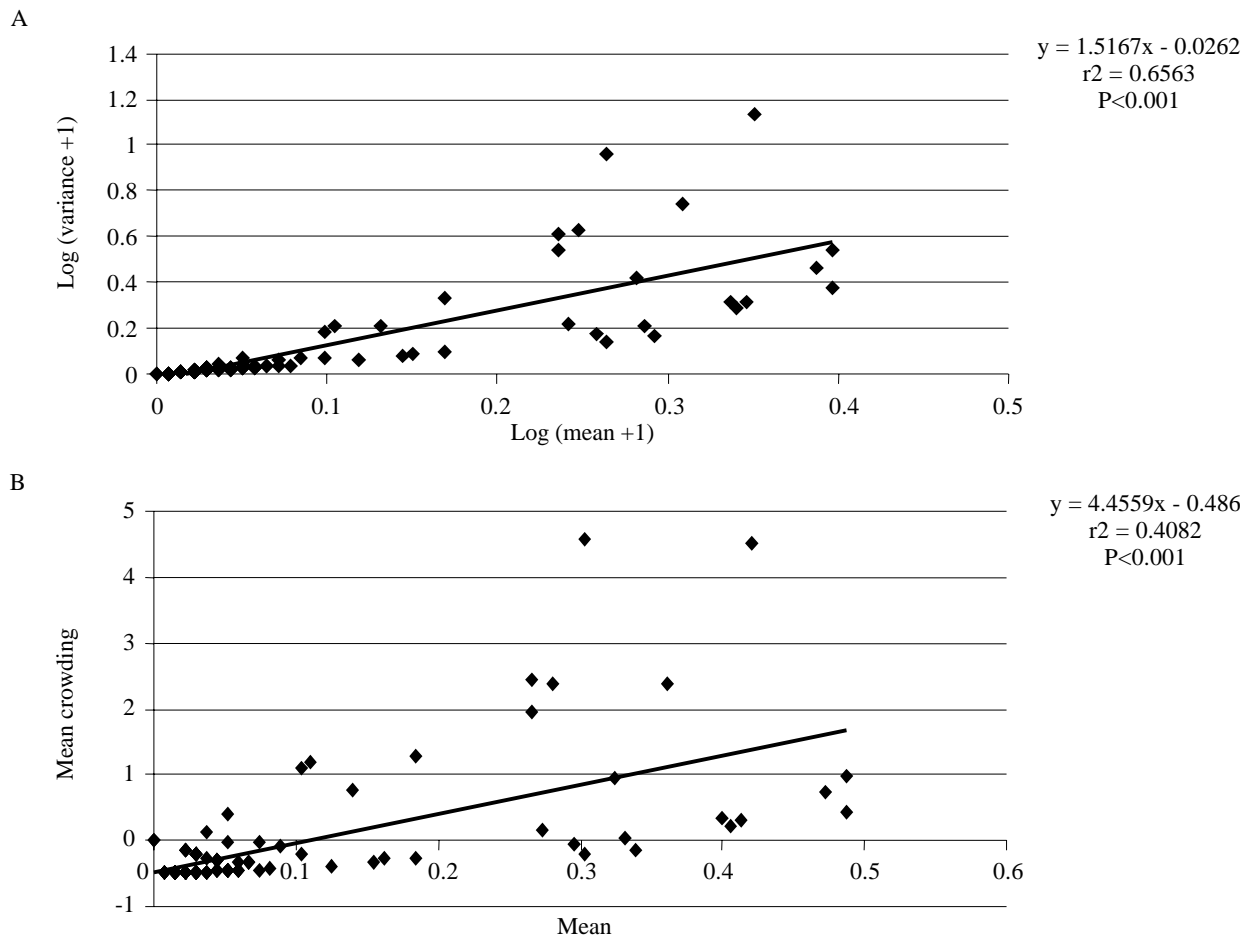


Figure 3. Mean and variance of the number of *S. dentiventris* adults per sampling occasion. (a) = Taylor Power Law and (b) = Iwao method. Porto Alegre County, September/1999 to April/2000

Jesus & Romanowski (2001) obtained a proportion of females recruited quite superior to the number obtained in the present work ( $14.9 \pm 3.87$  ♀ per sampling occasion) in the first generation. For males, however, the values were very similar ( $6.5 \pm 1.76$  ♂ per sampling occasion).

Adults density in the first generation was also somehow lower than those registered before by Canto-Silva (1999) (46 individuals) and Jesus & Romanowski (2001) (45 ♀ and 42 ♂).

In another work, developed simultaneously to the present one in the same area, large population of *Cosmoclopius nigroannulatus* Stål was found (Janhke *et al.* 2002). Predation by this Reduviid on nymphs of *S. dentiventris* seems to have hindered the second generation of surviving up to adulthood.

It is also noteworthy that the second-generation adult population numbers registered by Jesus & Romanowski (2001) were quite high (120 ♀ and 67 ♂). By the time adults of the second generation are recruited, most damage caused by *S. dentiventris* to *N. tabacum* has already been done. However, as previously mentioned, the possible permanence of these adults in the area from one year to the next, seems to enhance chances of successful colonization of future crops. In fact, observations performed in the area in the year following this study have shown that *S. dentiventris* did not appear in subsequent tobacco crop. It is suggested that the high population of *C. nigroannulatus* may have been responsible for the reduction observed on the second-generation *S. dentiventris* adult population. Therefore, it seems that the predator impacted not only the generation preyed upon but also seemed to have affected the following population cycle.

The high average longevity of adults recorded corroborates the high survival rate estimated. Canto-Silva (1999) and Jesus & Romanowski (2001) found values close to the ones herein reported. In contrast, Caldas *et al.* (1999), registered values almost three times higher ( $66.1 \pm 4.17$  days for ♀ and  $62.6 \pm 3.91$  days for ♂) in a study in which all stages of *S. dentiventris* were kept in field-caged plants for the exclusion of predators. Since adults were not a target for *C. nigroannulatus* attack, this difference may be due mostly to constraints on adult dispersion on the cited study rather than differences on predation upon this stage.

Differences in the estimates between females and males may be related to the movement of males to areas out of the crop and/or their permanence in hidden places, thus decreasing the possibility of being found or recaptured. Although recapture rates herein found (96% ♀ and 76% ♂) are still high. Dreyer & Baumgärtner (1997) obtained recapture proportions between 4% and 6% when studying the population dynamics of *Clavigralla tomentosicollis* Stal (Hemiptera: Coreiidae) on *Vigna unguiculata* L. (Leguminosae) in Africa.

The distribution of adults on the plant seemed to relate to plant phenology. Staying close to the ground, when plants are still young and short, could confer some protection since adult color pattern is similar to that of the soil (Costa 1958). Palumbo *et al.* (1991) found a similar result studying the distribution of adults of the coreidean *Anasa tristis* DeGeer on cucurbit plants in the USA.

During the oviposition I period, females remained mostly on the abaxial face of leaves. Caldas *et al.* (2000) observed that *S. dentiventris* oviposits mainly on the main abaxial leaf vein. This behavior seems to be common in Coreiids. Bonjour *et al.* (1990) also registered main leaf vein as the main oviposition site for *A. tristis* on cucurbits in the USA.

The gradually moving up of individuals as plants grow, may possibly be due to the search for younger parts of the plant as good sites for oviposition and development of offspring.

The pattern of adults spatial distribution obtained per individual plant seems to be due more to the regular distribution of plants in the area as well as to the low density of individuals found in each plant rather than to any feature of the insect species. Thus, the analysis by groups of six plants may be more meaningful in biological terms. Elliot (1983), Heads & Lawton (1983) and Tilman & Kareiva (1997) highlighted that the scale used for data analysis is extremely important and determinant of results yielded. The establishment of adequate sample unit size varies according to the characteristics of the species studied.

The contagious pattern occurred throughout the crop cycle. In fact, during the periods of recruitment and oviposition II, the number of individuals per plant was higher and females mostly seemed to elect some plants and/or certain regions of the crop for oviposition. Steinbauer (1998), in a study with *Amorbus* sp. (Hemiptera: Coreiidae) in *Eucalyptus* sp. verified that females seem to select the most vigorous plants in order to enhance development of their offspring.

Values obtained through indexes of the Taylor's Power Law and Iwao methods, in addition to determination coefficient values ( $r^2 = 0.65$  e  $r^2 = 0.40$ ), also indicate that adults presented an aggregated distribution per plants. These results differ from those obtained by Canto-Silva (1999) in which the randomly sampling of individual plants in the area, could not detected aggregation of adults.

Density, period of colonization and permanence in the crop may vary every year. Population fluctuation seems to be very susceptible to climatic variations throughout the year. More importantly, *S. dentiventris* population dynamics may be affected by predators and parasitoids (S. M. Janhke, *et al.* 2002). Generally, individuals are distributed in certain sites of the tobacco crop, but are able to colonize any plant in the area. Factors such as sunlight incidence in the area, quality of resource and/or spatial heterogeneity in predator-prey and/or parasitoid-host relations may be determinants of the distribution pattern, deserving further investigations.

Due to its intrinsic characteristics, the *S. dentiventris* / *N. tabacum* system proved to be very useful for ecological studies focusing on spatial distribution and individual movement patterns. Further work is being developed on the influence of natural enemies dynamics on *S. dentiventris* populations. It is suggested that the spatial-temporal aspects of these interactions may prove crucial to the management of the species on the tobacco crop. Moreover, knowledge on these aspects of *S. dentiventris* population ecology, besides providing evidences for theoretical studies on population dynamics, may also help to understand other economically relevant species of this same family.

## Literature Cited

- Begon, M. 1979.** Investigating animal abundance: capture-recapture for biologists. London, Edward Arnold, 97p.
- Bernays, E.A. & R.F. Chapman. 1994.** Host-plant selection by phytophagous insects. New York, Chapman & Hall, 312p.
- Bertels, A. 1962.** Insetos – hóspedes de solanáceas. Iheringia 25: 1-11.
- Bonjour, E.L., W.S. Fargo & P.E. Rensner. 1990.** Ovipositional preference of squash bugs (Heteroptera: Coreidae) among Cucurbits on Oklahoma. J. Econ. Entomol. 83: 943-947.
- Caldas, B-H.C., L.R. Redaelli & L.M.G. Diefenbach. 1998.** Descrição dos estágios imaturos de *Corecoris dentiventris* Berg (Hemiptera: Coreidae). An. Soc. Entomol. Brasil 27: 405-412.
- Caldas, B-H.C., L.R. Redaelli & L.M.G. Diefenbach. 1999.** Parâmetros reprodutivos de *Corecoris dentiventris* Berg, 1884 (Hemiptera: Coreidae) em cultura de fumo (*Nicotiana tabacum*). An. Soc. Entomol. Brasil 28: 595-600.
- Caldas, B-H.C., L.R. Redaelli & L.M.G. Diefenbach. 2000.** Biology of *Corecoris dentiventris* Berg, 1884 (Hemiptera: Coreidae) in tobacco crop (*Nicotiana tabacum*). Rev. Bras. Biol. 60: 173-178.
- Canto-Silva, C.R. 1999.** Aspectos da dinâmica populacional e distribuição espacial de *Corecoris dentiventris* Berg, 1884 (Heteroptera: Coreidae) em um cultivo experimental de *Nicotiana tabacum* (Solanaceae). Dissertação de mestrado, Universidade Federal do Rio Grande do Sul, Porto Alegre. 132p.
- Costa, R.G. 1958.** Alguns insetos e outros pequenos animais que danificam plantas cultivadas no Rio Grande do Sul. Porto Alegre, Secretaria da Agricultura, 256p.
- Crawley, M.J. 1983.** Herbivory. Oxford, Blackwell Scientific Publication, 473p.
- Dempster, J.P. & E. Pollard. 1986.** Spatial heterogeneity, stochasticity and the detection of density dependence in animal populations. Oikos 46: 413-416.
- Dreyer, H. & J. Baumgärtner. 1997.** Adult movement and dynamics of *Clavigralla tomentosicollis* (Heteroptera: Coreidae) populations in cowpea fields of Benin, West Africa. J. Econ. Entomol. 90: 421-426.
- Elliott, J.M. 1983.** Some methods for the statistical analysis of samples of benthic invertebrates. Freshwater Biological Association, 156p.
- Fisher, R.A. & E.B. Ford. 1947.** The spread of a gene in natural conditions in a colony of the moth *Panaxia dominula* L. Heredity 1: 143-174.
- Hassell, M.P. 1985.** Insect natural enemies as regulating factors. J. Anim. Ecol. 54: 223-234.
- Heads, P.A. & J.H. Lawton. 1983.** Studies on the natural enemy complex of the holly leaf-miner: the effects of scale on the detection of aggregative responses and the implications for biological control. Oikos 40: 267-276.
- Jahnke, S.M., L.R. Redaelli & L.M.G. Diefenbach. 2002.** Population dynamics of *Cosmoclopius nigroannulatus* Stal (Hemiptera, Reduviidae) in tobacco culture. Rev. Bras. Biol. 62: 1-7.
- Jesus, C.R. & H.P. Romanowski. 2001.** Population dynamics of *Corecoris dentiventris* Berg, 1884 (Hemiptera: Coreidae) at an experimental tobacco crop in Porto Alegre, RS - Brazil. Biotemas 14: 47-60.
- Kainoh, Y., K. Shimizu & S. Maru. 1980.** Host-finding behavior of the rice bug, *Leptocoris chinensis* Dallas (Hemiptera: Coreidae), with special reference to diel patterns of aggregation and feeding on rice plant. Appl. Entomol. Zool. 15: 225-233.
- Krebs, C.J. 1989.** Ecological methodology. New York, Harper & Hall, 654p.
- Krebs, C.J. 1994.** Ecology: The experimental analysis of distribution and abundance. New York, Harper Collins, 801p.
- Murdoch, W.W. & J.D. Reeve. 1987.** Aggregation of parasitoids and the detection of density dependence in field populations. Oikos 50: 137-141.
- Palumbo, J.C., W.S. Fargo & E.L. Bonjour. 1991.** Spatial dispersion patterns and sequential sampling plans for squash bugs (Heteroptera: Coreidae) in summer squash. Environ. Entomol. 20: 391-395.
- Reise, K. & G. Weidemann. 1975.** Dispersion of predatory forest floor arthropods. Pedobiologia 15: 106-128.
- Santos, R.S.S. 1999.** Mortalidade na fase de ovo de *Corecoris dentiventris* Berg, 1884 (Hemiptera: Coreidae). Dissertação de mestrado, Universidade Federal do Rio Grande do Sul, Porto Alegre. 93p.
- Schaefer, C.W. & P.L. Mitchell. 1983.** Food plants of the Coreoidea (Hemiptera: Heteroptera). Ann. Entomol. Soc. Am. 76: 591-615.
- Silva, A.G.A., C.R. Gonçalves, D.M. Galvão, A.J.L. Gonçalves, J. Gomes, M.N. Silva & L. Simoni. 1968.** Quarto catálogo dos insetos que vivem nas plantas do



Brasil, seus parasitos e predadores. Rio de Janeiro, Ministério da Agricultura, 622p.

**Solomon, M.E. 1980.** Dinâmica de populações. São Paulo, EPU, 78p.

**Southwood, T.R.E. 1978.** Ecological methods, with particular reference to the study of insect populations. London, Chapman & Hall, 524p.

**Steinbauer, M.J. 1998.** The population ecology of *Amorbus* Dallas (Hemiptera: Coreidae) species in Australia. Entomol. Exp. Apl. 91: 175-182.

**Tilman, D. & P. Kareiva. 1997.** Spatial ecology – The role of space in population dynamics and interspecific interactions. New Jersey, Princeton University Press, 368p.

*Received 07/03/02. Accepted 16/10/02.*

---