

# Undrained shear strength correlation analysis based on vane tests in the Jacarepaguá Lowlands, Brazil

Magnos Baroni<sup>1#</sup> , Marcio de Souza Soares de Almeida<sup>2</sup> 

Technical Note

## Keywords

Organic soil  
Piezocone test  
Plasticity index  
Undrained shear strength  
Vane test  
Soft soil

## Abstract

The test sites analyzed here consist of clay deposits located in the Jacarepaguá Lowlands in Rio de Janeiro, characterized by high plasticity, high compressibility and low undrained shear strength. The deposits are made up of lightly overconsolidated aged clays, montmorillonite being the predominant clay mineral. Soft clay deposits are usually superficial, with thicknesses generally varying between 6 m and 17 m and geologically recent and originated from marine regressions and transgressions, that occurred between 6000 and 3500 years ago. The objective of this study is to analyze a large database of undrained shear strength measurements obtained by 461 vane tests performed at 15 different sites. In general, most of the data correspond to very soft clays, with undrained shear strength values lower than 25 kPa. The undrained shear strength measurements are correlated with plasticity index and with maximum excess pore pressure, measured with piezocone tests. The method for estimating the undrained shear strength  $s_{u(DT)}$  of soil from the excess pore pressure generated during piezocone dissipation tests proposed by Mantaras et al. (2015) was validated against the vane test database.

## 1. Introduction

The Jacarepaguá Lowlands, shown in Figure 1, is a coastal region formed mainly by thick deposits of soft and very soft organic clays with high plasticity, high compressibility, and low undrained shear strength (e.g. Baroni & Almeida, 2017; Riccio et al., 2013; Almeida et al., 2008; Futai et al., 2008; Almeida et al., 2007). It is limited to the South by the Atlantic Ocean, to the West and North by the Pedra Branca Massif, and to the East by the Tijuca Massif. It extends around 22 km along the East-West axis and 4 to 6 km along the North-South axis, with a total area of 120 km<sup>2</sup>. Due to the scarcity of land with better subsoil conditions, several infrastructure projects were carried out in this region in the last decade, such in 2007 the Pan-American Games, in 2014 the FIFA World Cup and in 2016 the Olympic and Paralympic Games.

The undrained shear strength  $s_u$  of soft soil is a fundamental parameter controlling the stability of structures built on these soils. However,  $s_u$  is dependent on various factors affecting soil behavior such as the mode of failure, stress paths, strain rate, anisotropy, temperature, stress history, clay structure, among other factors (Bjerrum, 1973; Ladd et al., 1977; Wroth, 1984). The undrained shear strength of soft clays is

often obtained using in situ vane tests, especially in very soft clay deposits, due to the difficulty of extracting undisturbed samples. Correlations of the  $s_u$  with the stress history (e.g., overconsolidation ratio, preconsolidation stress) have been presented by various authors (e.g., Mesri, 1975; Ladd et al., 1977; Ng et al., 2017). However, such correlations require good quality undisturbed samples, which are not easily obtained in very soft soil deposits, and for this reason are not addressed in the present technical note. The objective of this study is to analyze the results of 461 good quality in situ vane shear tests performed at 15 different sites located in the Jacarepaguá Lowlands. The undrained shear strength measurements are then correlated with soil parameters including Atterberg limits and piezocone measurements. Compressibility studies in this region have recently been reported (Baroni & Almeida, 2017).

## 2. Jacarepaguá Lowlands general characteristics

The subsoil of Jacarepaguá Lowlands is composed of deposits of very soft clay with high organic matter content, formed in the Quaternary period (Suguio & Martin, 1981). The deposits are geologically recent and originated from marine regressions

#Corresponding author. E-mail address: magnos.baroni@ufsm.br

<sup>1</sup>Universidade Federal de Santa Maria, Departamento de Transporte, Santa Maria, RS, Brasil.

<sup>2</sup>COPPE-UFRJ – Instituto Alberto Luiz Coimbra de Pós-Graduação e Pesquisa de Engenharia, Rio de Janeiro, RJ, Brasil.

Submitted on June 22, 2021; Final Acceptance on January 26, 2022; Discussion open until August 31, 2022.

<https://doi.org/10.28927/SR.2022.072721>



This is an Open Access article distributed under the terms of the Creative Commons Attribution License, which permits unrestricted use, distribution, and reproduction in any medium, provided the original work is properly cited.



**Figure 1.** Location of the Jacarepaguá Lowlands and studied sites.

and transgressions, that occurred between 6000 and 3500 years before present (Costa Maia et al., 1984). Soft clay deposits are usually superficial, with thicknesses generally varying between 6 m and 17 m, although deposits of 22 m (Riccio et al., 2013) and 28 m (Almeida et al., 2008) have been reported. Superficial fill sand layers, deposited for the temporary traffic of vehicles, are commonly found at some sites.

In general, the local clay deposits present a superficial layer varying from 1.0 m to 4.0 m in thickness, which may reach organic matter content values up to 60% (Baroni & Almeida, 2017). These deposits have high water content ( $w$ ) reaching 950% for the top crust organic layers, then decreasing to around 100% for deeper layers. These deposits are classified as organic soils and not as peat soils (Landva & Pheeney, 1980).

The soil bulk unit weight ( $\gamma$ ) was generally very low, with average values on the order of 13 kN/m<sup>3</sup>, while the specific gravity of soil particles ( $G_s$ ) varied between 2.44 and 2.66. In general, the grain size distribution showed more than 50% of fines and X-ray diffraction analysis indicated that montmorillonite was the predominant clay mineral, which is compatible with the high activity value presented in Table 1. The presence of quartz, kaolinite and muscovite were also detected by the X-ray diffraction measurements.

A summary of typical soil properties is also presented in Table 1, with the soil being classified as a black, high plasticity, very soft, high-organic, sandy silty clay with extremely low undrained shear strength (BS, 2018a, b). The presence of humic acids associated with a low pH value was also detected (see Table 1). The low values of the specific gravity of soil particles ( $G_s$ ) and of the bulk unit weight ( $\gamma$ ) result from high values of organic matter content (OM), and are compatible with the literature (Coutinho & Lacerda, 1987; Mitchell & Soga, 2005).

All clay deposits in this region have high water content, plasticity and compressibility, with compression ratios

**Table 1.** Typical properties of the soil tested.

Properties	Range/Value
pH	3.36
Activity, $A = I_p/\% < 0.002\text{mm}$	6-6.4
Electrical conductivity, $EC$ (mS/cm)	6.59
Salinity (%)	0.35
Sulphate (mg/L)	4551
Chloride (mg/L)	505

( $CR = CC/(1+e_o)$ ) typically around 0.45 (Almeida & Marques, 2013). In the superficial layers, where high organic clay soils and roots are found, the overconsolidation ratio (OCR) values may reach high values on the order of 8 (Baroni & Almeida, 2017). The OCR decreases with increasing depth, reaching typical values between 1 and 2 (Baroni & Almeida, 2017) as a result of aging and water level fluctuations (Parry & Wroth, 1981). The values of the coefficient of consolidation ( $c_v$ ) are generally very low, on the order of  $3 \times 10^{-8}$  m<sup>2</sup>/s (Almeida & Marques, 2013).

The typical values of water content ( $w$ ) and liquid limit ( $w_L$ ) below the crust layer are  $w = 175\%$  and  $w_L = 150\%$ , respectively. Clays with natural moisture close to or above the liquidity limit are found along the entire Brazilian coast (Coutinho & Lacerda, 1987; Almeida & Marques, 2003; Oliveira et al., 2010; Coutinho & Bello, 2014; Jannuzzi et al., 2015; Baroni & Almeida, 2017).

In general, the soil parameters are more scattered in the top organic clay layers. The plasticity index ( $I_p = w_L - w_p$ ) is greater than 80% in the deeper layers of clay, reaching 500% in the shallower clay layers, indicating that the deposits have a high plasticity. Below a depth of 3 m the average  $I_p$  value is 110% (Baroni & Almeida, 2017). Equation 1 shows the local relationship (Baroni, 2016) between the plasticity index and the liquid limit, the 0.7 angular coefficient obtained is similar to the well-known 0.73 Casagrande's coefficient.

$$I_p = 0.7w_L - 6.12 \quad (1)$$

Table 2 presents the range of geotechnical parameters for the 15 sites studied. It shows that the average value of the liquidity index ( $I_L = (w - w_p)/I_p$ ) is typically greater than unity, suggesting that clays may be sensitive (Mitchell & Soga, 2005). Some data are limited, such as clay sensitivity and liquidity index, and therefore are not correlated with vane undrained shear strength.

### 3. Undrained shear strength data bank

Most vane tests presented here were performed using vane borer equipment, having been used with excellent results

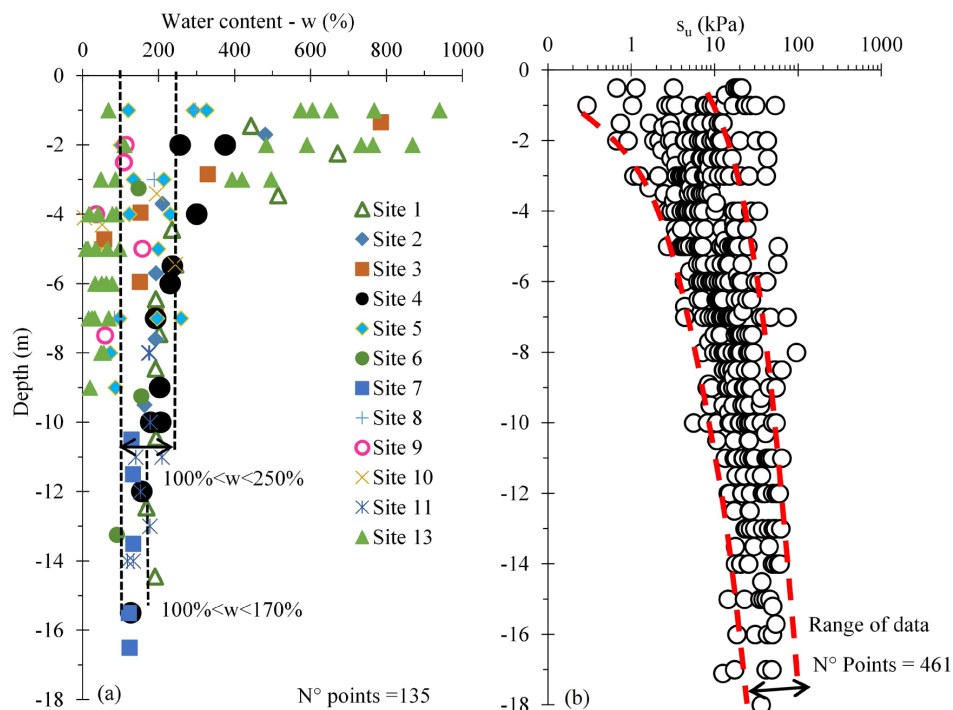
in the last two decades in Brazil (Baroni & Almeida, 2012; Coutinho & Bello, 2014), and considered in the literature to be quite reliable for measuring low undrained shear strength values (e.g. Selänpää et al., 2017).

Figure 2 presents water content and undrained shear strength profiles for the studied deposits. Higher values of water content are observed (Figure 2a) for the top 3 m deep superficial layer as these present higher organic matter content values. Figure 2b shows data from the 461 vane test results used herein. The water level variation at the surface and associated soil dryness, in addition to the presence of roots in this region, result in higher values of  $s_u$  (Figure 2b). Below depths of 3 m the expected trend of decreasing

**Table 2.** Physical properties and undrained shear strength - average values from 15 sites.

	Site 1	Site 2	Site 3	Site 4	Site 5	Site 6	Site 7	Site 8	Site 9	Site 10	Site 11	Site 12	Site 13	Site 14	Site 15
$w$ (%)	294	247	277	244	174	130	115	149	108	94	104	-	250	-	-
$w_p$ (%)	76	64	67	80	71	42	44	56	-	-	21	-	84	-	-
$w_L$ (%)	223	289	204	206	200	123	132	150	-	-	43	-	243	-	-
$I_p$ (%)	148	224	139	124	135	80	88	94	-	-	13	-	159	-	-
$I_L$ (%)	1.58	0.85	1.51	1.29	1.13	1.08	0.82	0.81	-	-	2.63	-	1.52	-	-
$\gamma$ (kN/m <sup>3</sup> )	11.5	12.3	12.5	12.4	14.2	13.7	14.1	14.0	13.4	13.6	13.3	-	12.1	-	-
OM (%) <sup>a</sup>	16.8	18.7	-	-	12.4	-	-	-	-	-	-	-	-	-	-
$s_u$ (kPa)	11.8	13.8	10.1	17.5	12.8	5.4	40.5	4.0	9.8	8.4	43.4	13.6	17.4	10.6	24.5
[N° of points]	[41]	[43]	[26]	[103]	[42]	[10]	[50]	[14]	[15]	[12]	[25]	[13]	[33]	[13]	[21]
$s_{u(average)}$ <sup>b</sup>	10.1	6.4	10.5	-	9.3	4.2	-	7.5	5.3	11.1	3.4	4.5	5.6	10.3	-

<sup>a</sup> Organic Matter; <sup>b</sup> Clay Sensitivity -  $s_r$



**Figure 2.** (a) Soil moisture content, 12 sites and (b) undrained shear strength.

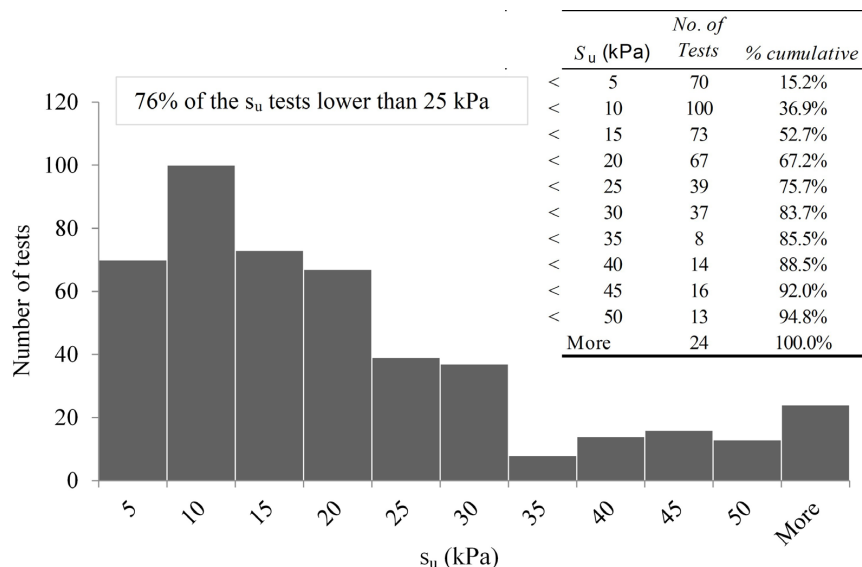


Figure 3. Histogram of undrained shear strength values measured.

water content ( $w$ ) with increasing effective stresses and the consequent increase in undrained shear strength (Atkinson, 1981) is observed.

The histogram shown in Figure 3 indicates that 70 out of the 461 measurements of  $s_u$  presented values of  $s_u$  lower than 5 kPa. Approximately 76% of the tests resulted in values of  $s_u$  lower than 25 kPa, which classifies the deposits studied here as very soft clay (Terzaghi & Peck, 1967). This range of strength variation is consistent with values found in other Brazilian deposits (e.g. Lacerda & Almeida, 1995; Almeida & Marques, 2003; Schnaid, 2009; Coutinho & Bello, 2014; Jannuzzi et al., 2015).

#### 4. Undrained shear strength versus plasticity index

The relationship between the undrained strength normalized by the vertical in situ effective stress  $s_u/\sigma'_{vo}$  and the plasticity index  $I_p$  of the studied clays is presented in Figure 4, with the curves of young and aged clays proposed by Bjerrum (1973) and Chandler (1988) for OCR = 1 “young” clay and  $m_f = 0.95$ , in order to predict OCR from field vane test data. It is extended here for a wider range of plasticity index values. Although some scatter is observed for the available data, the points are distributed in a regular pattern in Figure 4, generally falling between the two proposed curves for young and aged clays, which is consistent with the geology of the clay deposit. The points outside the range of variation, indicate the presence of sand lenses or shells fragments in the soil. The linear relationship between  $s_u/\sigma'_{vo}$  and  $I_p$  proposed by Skempton (1957) for stiffer, less plastic clays does not fit well with the present database for very soft high plasticity clays.

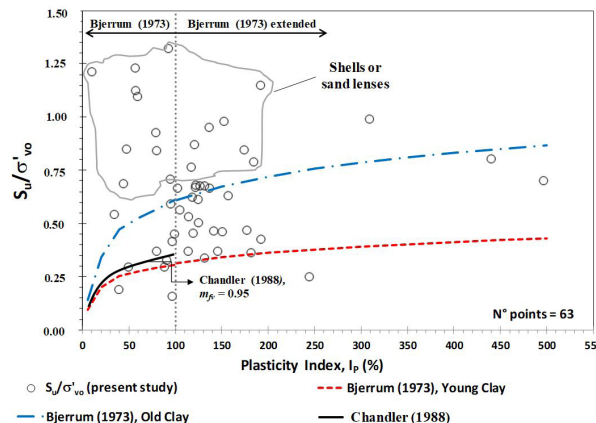


Figure 4. Correlation between  $s_u/\sigma'_{vo}$  and soil plasticity index ( $I_p$ ).

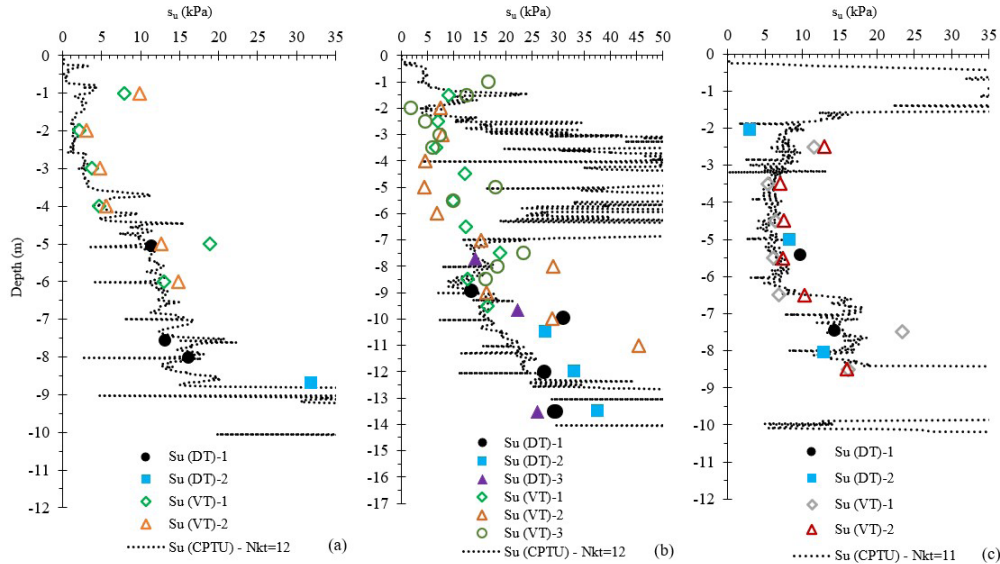
#### 5. Undrained strength versus excess pore pressure

A method for estimating the undrained shear strength  $s_{u(DT)}$  of soil from the excess pore pressure generated during piezocone dissipation tests was proposed by Mantaras et al. (2015). Using the principles of cavity expansion and critical state soil theory, the authors obtained consistent estimates of  $s_u$  according to Equation 2.

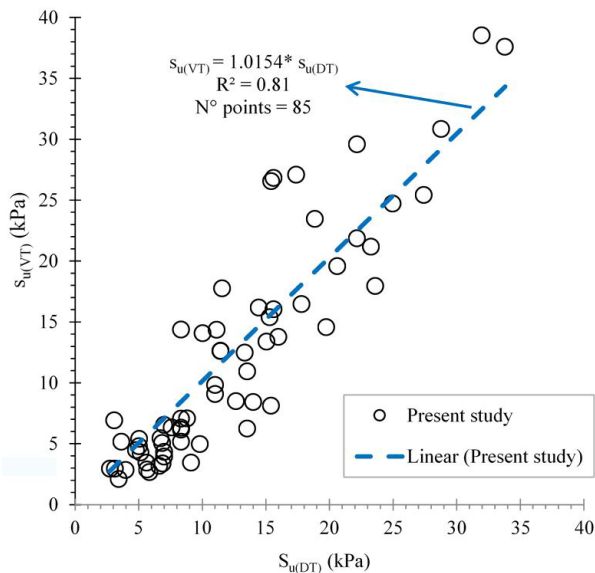
$$s_{u(DT)} = Du_{max} / 4.2 \log(I_r) \tag{2}$$

The values of  $s_{u(DT)}$  obtained from Equation 2 are compared here with values of  $s_{u(VT)}$  obtained by means of the vane equipment (reference test), and the  $s_{u(CPTU)}$  obtained with the





**Figure 5.** Comparison of  $s_u$  obtained through different methodologies: (a) site 10, (b) site 13 and (c) site 14.



**Figure 6.**  $s_u$  measured with vane tests versus  $s_{u(DT)}$  estimated with the CPTU dissipation test.

piezocone test using calibrated  $N_{kt}$  parameters (Lunne et al., 1997). Figure 5 shows the profiles obtained for three of the studied sites. The results of the correlation proposed by Mantaras et al. (2015) are in good agreement with the measured values from the vane tests and piezocone tests (CPTU). In the region under study, the cone factor  $N_{kt}$  varies randomly with the depth, and it is not uncommon to use different  $N_{kt}$  values for the estimation of the  $s_u$  profile in the same location. The tests performed indicate that the lower limit and upper limit values of  $N_{kt}$  are 6 and 18, respectively, with  $N_{kt} = 12$  a typical average value.

Figure 6 correlates 85 results of  $s_{u(VT)}$  and  $s_{u(DT)}$  for tests at nearby boreholes carried out at similar depths. As shown in Figure 6, the  $s_{u(DT)}$  values are around 1.5% lower than the  $s_{u(VT)}$  values, indicating that Equation 2 can be applied for estimation of  $s_u$  for the Jacarepaguá Lowlands.

## 6. Conclusions

Results of 461 vane tests performed at 15 different sites located in the Jacarepaguá Lowlands in Rio de Janeiro were analyzed here. In general, most of the data correspond to very soft clays, with undrained shear strength values lower than 25 kPa. The soil profiles show, as expected, a decrease in water content and a corresponding increase in undrained shear strength with depth.

As expected, the undrained shear strength, normalized with effective stresses, increased with the plasticity index in a nonlinear trend, within the range of young and aged clays proposed by Bjerrum (1973) and Chandler (1988).

A correlation proposed in the literature to obtain the undrained shear strength from the maximum excess pore pressure measured with piezocone tests was validated against the vane test database.

## Acknowledgements

The authors are indebted to COPPE-UFRJ technical staff for performing the tests and providing most data bank information developed here, and also to all researchers and individuals that have furnished information for the data base. Financial support for the present study was given by Brazilian funding agencies CNPq, FAPERJ and MCT/INCT-Reageo.

## Declaration of interest

The authors have no conflicts of interest to declare. All co-authors have observed and affirmed the contents of the paper and there is no financial interest to report.

## Authors' contributions

Magnos Baroni: conceptualization, methodology, investigation, data curation, writing – original draft, validation, writing – review & editing. Marcio Almeida: conceptualization, data curation, methodology, supervision, validation, writing – review & editing.

## List of symbols

$A$	Activity
$CC$	compression index
$CPTU$	piezocone test
$EC$	electrical conductivity
$G_s$	specific gravity of soil particles
$G$	soil shear modulus
$I_L$	liquidity index
$I_r$	soil rigidity index
$I_p$	plasticity index
$OM$	organic matter
$OCR$	overconsolidation ratio
$c_v$	coefficient of consolidation
$e_o$	initial void ratio
$s_u$	undrained shear strength
$s_{u(DT)}$	undrained shear strength of soil from the excess pore pressure generated during piezocone dissipation
$s_t$	clay sensitivity
$w_L$	liquid limit
$w$	natural water content $w_p$ plastic limits
$\Delta u_{max}$	maximum normalized excess pore pressure
$\gamma$	soil bulk unit weight
$\sigma'_{v0}$	vertical in situ effective stress

## References

- Almeida, M.S.S., & Marques, M.E.S. (2003). The behaviour of Sarapuí soft clay. In T.S. Tan, K.K. Phoon, D.W. Hight & S. Leroueil *Characterization and engineering properties of natural soils* (pp. 477-504). CRC Press.
- Almeida, M.S.S., & Marques, M.E.S. (2013). *Design and performance of embankments on very soft soils*. CRC Press. <https://doi.org/10.1201/b15788>.
- Almeida, M.S.S., Ehrlich, M., Spotti, A.P., & Marques, M.E.S. (2007). Embankment supported on piles with biaxial geogrids. *Proceedings of the Institution of Civil Engineers - Geotechnical Engineering*, 160(4), 185-192. <http://dx.doi.org/10.1680/jgeeng.2007.160.4.185>.
- Almeida, M.S.S., Futai, M.M., Lacerda, W.A., & Marques, M.E.S. (2008). Laboratory behaviour of Rio de Janeiro soft clays - Part 1: index and compression properties. *Soils and Rocks*, 31(2), 69-75.
- Atkinson, J.H. (1981). *Foundations and slopes: an introduction to applications of critical state soil mechanics*. John Wiley & Sons.
- Baroni, M. (2016). *Geotechnical behavior of extremely soft clay of Baixada Jacarepagua, RJ*. [Doctoral thesis, Federal University of Rio de Janeiro]. Federal University of Rio de Janeiro's repository (in Portuguese). <http://www.coc.ufrj.br/pt/teses-de-doutorado/391-2016/8231-magnos-baroni>.
- Baroni, M., & Almeida, M.S.S. (2012). In situ and laboratory parameters of extremely soft organic clay deposits. In *Proc. 4th International Conference on Site Characterization - Geotechnical and Geophysical Site Characterization 4* (pp. 1611-1619), Porto de Galinhas, September 2012. CRC Press.
- Baroni, M., & Almeida, M.S.S. (2017). Compressibility and stress history of very soft organic clays. *Proceedings of the Institution of Civil Engineers - Geotechnical Engineering*, 170(2), 148-160. <http://dx.doi.org/10.1680/jgeen.16.00146>.
- Bjerrum, L. (1973). Problems of soil mechanics and construction of soft clays and structurally unstable soils. In *Proc. 8th International Conference on Soil Mechanics and Foundation Engineering* (Vol. 2, pp. 111-159), Moscow, August 1973. USSR National Society for Soil Mechanics and Foundation Engineering.
- BS EN ISO 14688-1. (2018a). *Geotechnical investigation and testing — Identification and classification of soil - Part 1: Identification and description*. British Standards Institution, London.
- BS EN ISO 14688-2. (2018b). *Geotechnical investigation and testing. Identification and classification of soil Principles for a classification*. British Standards Institution, London.
- Chandler, R.J. (1988). The in-situ measurement of the undrained shear strength of clays using the field vane. In *Vane shear strength testing in soils field and laboratory studies* (pp. 13-44). ASTM International. <https://doi.org/10.1520/STP10319S>.
- Costa Maia, M.C.A., Martin, L., Flexor, J.M., & Azevedo, A.E.G. (1984). Evolução holocênica da planície costeira de Jacarepaguá (RJ). In *Proc. XXXIII Congresso Brasileiro de Geologia* (pp. 105-118), Rio de Janeiro, RJ. SBGEO (in Portuguese).
- Coutinho, R.Q., & Bello, M.I.M.C.V. (2014). Geotechnical characterization of Suape soft clays, Brazil. *Soils and Rocks*, 37(3), 257-276.
- Coutinho, R.Q., & Lacerda, W.A. (1987). Characterization and consolidation of Juturnaiba organic clays. In *International Symposium on Geotechnical Engineering of Soft Soils* (Vol. 1, pp. 17-24), Mexico.

- Futai, M.M., Almeida, M.S.S., & Lacerda, W.A. (2008). Laboratory behaviour of Rio de Janeiro soft clays. *Soils and Rocks*, 31(2), 77-84.
- Jannuzzi, G.M.F., Danziger, F.A.B., & Martins, I.S.M. (2015). Geological-geotechnical characterization of Sarapuí II clay. *Engineering Geology*, 190, 77-86. <http://dx.doi.org/10.1016/j.enggeo.2015.03.001>.
- Lacerda, W.A., & Almeida, M.S.S. (1995). Engineering properties of regional soils: residual soils and soft clays. State-of-the-art lecture. In *Proc. X Pan-American Conference on Soil Mechanics and Foundation Engineering* (Vol. 4, pp. 133-176), Guadalajara, November 1995. Sociedad Mexicana de Mecánica de Suelos.
- Ladd, C.C., Foott, R., Ishihara, K., Schlosser, F., & Poulos, H.G. (1977). Stress deformation and strength characteristics. State-of-the-Art Report. In *Proc. 9th International Conference on Soil Mechanics and Foundation Engineering* (Vol. 2, pp. 421-494), Tokyo. Japanese Society of Soil Mechanics and Foundation Engineering.
- Landva, A.O., & Pheaney, P.E. (1980). Peat fabric and structure. *Canadian Geotechnical Journal*, 17(3), 416-435. <http://dx.doi.org/10.1139/t80-048>.
- Lunne, T., Robertson, P.K., & Powell, J.J.M. (1997). *Cone Penetration Testing in geotechnical practice*. E & FN Spon.
- Mantaras, F.M., Odebrecht, E., & Schnaid, F. (2015). Using piezocone dissipation test to estimate the undrained shear strength in cohesive soil. *Canadian Geotechnical Journal*, 52(3), 318-325. <http://dx.doi.org/10.1139/cgj-2014-0176>.
- Mesri, G. (1975). Discussion of "New design procedure for stability of soft clays". *Journal of Geotechnical and Geoenvironmental Engineering*, 101(4), 409-412. <http://dx.doi.org/10.1061/AJGEB6.0005026>.
- Mitchell, J.K., & Soga, K. (2005). *Fundamentals of soil behavior*. John Wiley & Sons.
- Ng, I.T., Yuen, K.V., & Dong, L. (2017). Estimation of undrained shear strength in moderately OC clays based on field vane test data. *Acta Geotechnica*, 12(1), 145-156. <http://dx.doi.org/10.1007/s11440-016-0433-0>.
- Oliveira, H.M., Ehrlich, M., & Almeida, M.S.S. (2010). Embankments over soft clay deposits: contribution of basal reinforcement and surface sand layer to stability. *Journal of Geotechnical and Geoenvironmental Engineering*, 136(1), 260-264. [http://dx.doi.org/10.1061/\(asce\)gt.1943-5606.0000200](http://dx.doi.org/10.1061/(asce)gt.1943-5606.0000200).
- Parry, R.H.G., & Wroth, C.P. (1981). Shear stress-strain properties of soft clay. In E.W. Brand & R.P. Brenner (Eds.), *Soft clay engineering*. (Developments in Geotechnical Engineering Book Series, Vol. 20, pp. 311-364). Elsevier.
- Riccio, M., Baroni, M., & Almeida, M.S.S. (2013). Ground improvement in soft soils in Rio de Janeiro: the case of the Athletes' Park. *Proceedings of the Institution of Civil Engineers. Civil Engineering*, 166(6), 36-43. <http://dx.doi.org/10.1680/cien.13.00008>.
- Schnaid, F. (2009). *In situ testing in geomechanics*. Taylor and Francis.
- Selänpää, J., Di Buò, B., Länsivaara, T., & D'Ignazio, M. (2017). Problems related to field vane testing in soft soil conditions and improved reliability of measurements using an innovative field vane device. In V. Thakur, J. L'Heureux & A. Locat (Eds.), *Landslides in sensitive clays* (Vol. 46, pp. 121-131). Springer. [https://doi.org/10.1007/978-3-319-56487-6\\_10](https://doi.org/10.1007/978-3-319-56487-6_10).
- Skempton, A.W. (1957). Discussion of "Further data on the c/p ratio in normally consolidated clays". *Proceedings - Institution of Civil Engineers*, 7(2), 305-307.
- Suguio, K., & Martin, L. (1981). Progress in research on Quaternary sea level changes and coastal evolution in Brazil. In *International Symposium Holocene Sea-Level Fluctuations, Magnitude and Causes, IGCP Project 61 meeting* (pp. 166-181), Columbia.
- Terzaghi, K., & Peck, R.B. (1967). *Soil mechanics in engineering practice* (2nd ed.). Wiley.
- Wroth, C.P. (1984). The interpretation of in-situ soil tests. *Geotechnique*, 34(4), 449-489. <http://dx.doi.org/10.1680/geot.1984.34.4.449>.