

The identity of *Hemeroblemma lienaris* Hübner and a review of the neotropical moths of the *pannosa*-complex of *Epidromia* Guenée (Noctuidae, Catocalinae)

Vitor O. Becker¹

ABSTRACT. *Epidromia lienaris* (Hübner, 1823) **comb. n.** is the oldest name for the species later described as *E. pannosa* Guenée, 1852, **syn. n.**, *E. zetophora* Guenée, 1852 **syn. n.**, *Thermesia glaucescens* Walker, 1858 **syn. n.**, *T. suffusa* Walker, 1858 **syn. n.**, *T. tinctifera* Walker, 1858, **syn. n.**, *T. lenis* Walker, 1858 **syn. n.**, *T. valida* (Walker, 1865) **syn. n.**, *Ophisma antica* Walker, 1865 **syn. n.**, *E. xanthogramma* Wallengren, 1860 **syn. n.** and *E. rotundata* Herrich-Schäffer, 1869 **syn. n.**; *E. poaphioides* (Guenée, 1852), is regarded the senior name for *Ophiusa profana* Walker, 1858 **syn. n.** and *Remigia saturator* Walker, 1858 **syn. n.** *Manbuta pyraliformis* (Walker, 1858), **comb. n.** and *M. nigrisparsa* (Dognin, 1914), **comb. n.**, are removed from *Epidromia* Guenée, 1852 and *Iluzza* Walker, 1865 respectively.

KEY WORDS. Noctuidae, *Epidromia*, *Hemeroblemma*, *Manbuta*, Neotropical, synonymy

Hemeroblemma lienaris Hübner (1823: 17) has been regarded as an unrecognized species since its description. The figures of the type, rather crude, in HÜBNER (1823: pl. [49], figs 277, 278), reproduced here (Fig. 1), resemble some of the species currently in *Azeta* Guenée, 1852 and in *Epidromia* Guenée, 1852 especially *A. signans* (Walker, 1858), and certain forms of the *E. pannosa* Guenée, 1852 complex. In *A. signans* the ground colour of both wings is uniform either basad and distad of the postmedial line, and show a row of dots half way between this line and the external margin, whilst in *Epidromia* the ground colour is much paler outside the postmedial line, and the row of dots is absent (Fig. 2). The same differences are shown in the underside of both wings. In *A. signans* there are two parallel lines followed by the row of dots, whilst in *Epidromia* there is only one line, darker than ground colour. These characters indicate that *H. lienaris* represents one of the several forms of an extremely polymorphous species of *Epidromia*, as discussed below, and not any of the *Azeta* species.

For a long time the author had suspected that the species formerly known as *E. pannosa* Guenée, *E. zetophora* Guenée, and several others described by WALKER (1858, 1865), listed below, were not more than different forms of one polymorphous species. Aware of this, special attention was given to this group by the author during his collecting trips, resulting in the accumulation of a series of over 150 specimens representing all the different forms. A study of this material, currently in the author's collection (VOB), as well as the type material and colour pictures of types deposited in the collections of the Natural History Museum, London (BMNH), University

1) Departamento de Zoologia, Universidade de Brasília. Caixa Postal 04525, 70919-970 Brasília, Distrito Federal, Brasil. Research Associate.

Museum, Oxford (UMO), the National Museum of Natural History, Washington (USNM), the Instituto de Ecología y Sistemática, Havana (IES) and the Naturhistoriska Riksmuseet, Stockholm (NR) confirmed this suspicion, as discussed below.

POOLE (1989: 362) transferred the Antillean *Thermesia pyraliformis* Walker, 1858, with its seven synonyms, to *Epidromia*. An examination of its genitalia, as well as the strongly pectinated antennae, revealed that this species is congeneric with others currently in *Manbuta* Walker, 1865 **comb. n.** *Iluza nigrisparsa* Dognin, a South American species very similar to *M. pyraliformis*, is also a member of *Manbuta* **comb. n.**

Epidromia lienaris (Hübner, 1823), **comb. n.**

Figs 1, 2

Hemeroblemma lienaris Hübner, 1823: 17, pl. [49], figs 277, 278. Neotype male, BRAZIL: Distrito Federal, Planaltina, 1100 m, 15.II.1994 (Becker) (VOB, 96991), here designated.

Epidromia pannosa Guenée, 1852: 326. Lectotype male, BRAZIL [no further data] [BMNH], here designated [examined]. **Syn. n.**

Epidromia zetophora Guenée, 1852: 326. Holotype male, BRAZIL [no further data] [not traced, presumably lost]. **Syn. n.**

Thermesia suffusa Walker, 1858: 1561. Holotype female, [DOMINICAN REPUBLIC]: "St. Domingo" (BMNH) [examined]. **Syn. n.**

Thermesia tinctifera Walker, 1858: 1570. Holotype female, HONDURAS [no further data] (BMNH) [examined]. **Syn. n.**

Thermesia glaucescens Walker, 1858: 1571. Holotype female: [BRAZIL: Pará, Belém] "Pará" (BMNH) [examined]. **Syn. n.**

Thermesia lenis Walker, 1858: 1572. Types(s): [BRAZIL: Pará, Belém] "Pará" (UMO) [not examined]. **Syn. n.**

Epidromia xanthogramma Wallengren, 1860: 174. Holotype female, [PERU: Lima], Callao [NR] [colour picture examined]. **Syn. n.**



Thermesia valida Walker, 1865: 953. Holotype male, [DOMINICAN REPUBLIC]: "St. Domingo" (BMNH) [examined]. **Syn. n.**

Ophisma? antica Walker, 1865: 954. Holotype male, VENEZUELA [no further data] (BMNH) [examined]. **Syn. n.**

Epidromia rotundata Herrich-Schäffer, 1869: 159. Lectotype male, CUBA: "292" [no further data] (Gundlach) (IES), here designated [examined]. **Syn. n.**

This is a very common species in the neotropics, ranging from Southern United States, throughout the Antilles, South to Brazil and Argentina, and extremely polymorphous, the reasons why it has been described so many times. In one single expedition [BRAZIL: Goiás, Alto Paraíso, 1400m, 1-6.XI.1996 (VOB 98476)] a series of 53 specimens was collected from one sheet, attracted to a 250W MV bulb. Specimens from these series matched the types of nearly all the forms listed in the synonymy above, as well as the figures of the types of both *E. lienaris* (HÜBNER 1823: pl. [49], figs 277, 278) and *E. zetophora* (GUENÉE 1852: pl. 23, fig. 5). The genitalia of all these forms, illustrated by SOLÍS (1986: 16), as *E. pannosa*, confirmed the suspicion that they belong to a single species.

The difference in hind wing shape between the figure of *E. lienaris* [female] (Fig. 1) and that of the male NEOTYPE illustrated here (Fig. 2), is sexual. Males have middle of margin of hind wings expanded, forming an angle, whilst the females have the margin almost evenly round.



Figs 1-2. Adults of *Epidromia lienaris*. (1) Figure of female type in Hübner; (2) male neotype.




Fig. 3. *Epidromia poaphiloides*, male.

SCHAUS (1896: 638) had already synonymized *T. lenis* with *E. pannosa* and FRANCLEMONT & TODD (1983) synonymized *E. pannosa*, *Ophiusa profana* and *Ophiusa delinquens* Walker under *E. poaphiloides*. SOLÍS (1986: 13) and POOLE (1989: 362) removed *E. pannosa*, *O. profana* and *E. lenis* from synonymy and transferred *O. delinquens* to *Mocis* Hübner, [1823] as a junior synonym of *M. latipes* (Guenée, 1852). [see more details under *E. poaphiloides* below].

Epidromia poaphiloides (Guenée, 1852)

Fig. 3

Bendis poaphiloides Guenée, 1852: 215. Syntypes females, [FRENCH GUIANA]: Cayenne (*Feisthamel*) [not traced, presumably lost].

Ophiusa profana Walker, 1858: 1423. Holotype male, [BRAZIL: Pará, Belém]: "Pará" (BMNH) [examined]. **Syn. rev.**

Remigia saturator Walker, 1858: 1503. Holotype male, BRAZIL [no further data] (BMNH) [examined]. **Syn. n.**

In VOB there are five males (VOB 17972, 34867, 98476, 114882), all from Brazil, that match the types of the two synonyms. The genitalia of these specimens are identical to each other but different from those of *E. lienaris*.

The identity of *E. poaphiloides* is questionable as no specimen belonging to the type series were found neither in the BMNH (M. Honey, pers. comm.), nor in the Museum Nationale d'Histoire Naturelle, Paris (C. Lemaire, pers. comm.), where the type material of the species described by Guenée are deposited. However, Guenée's description matches this species.

ACKNOWLEDGEMENTS. This work could not be finished without the help provided by Mr. M. Honey (BMNH), Dr. C. Lemaire (Paris), and Dr. B. Gustafsson (NR), and Mr. K. Preston-Maphan (PREMAPHOTOS, England).

REFERENCES

- FRANCLEMONT, J.G. & E.L. TODD. 1983. Noctuidae, p. 120-159. *In*: R.W. HODGES; T. DOMINICKI; D.R. DAVIS; D.C. FERGUSON; J.G. FRANCLEMONT; E.G. MONROE & J.A. POWELL (Eds). **Check list of the Lepidoptera of America North of Mexico**. London, E.W. Classey.
- GUENÉE, A. 1852. VII. Noctuérites. III. *In*: J.B.A.D. DE BOISDUVAL & A. GUENÉE (Eds). **Histoire Naturelle des Insectes. Species général des Lépidoptères**. Paris, Roret, 441p.
- HERRICH-SCHÄFFER, G.A.W. 1869. Die Schmetterlinge der Insel Cuba. **CorrespBl. zool.-min. Ver. Regensburg** 23: 153-160.
- HÜBNER, J. 1823. **Zuträge zur Sammlung exotischer Schmetterlinge**. Augsburg, 32p.
- POOLE, R.W. 1989. Noctuidae. I. **Lepid. cat., n. ser.**, 118: 1-500.
- SCHAUS, W. 1896. On the Walker's American types of Lepidoptera in the Oxford University Museum. **Proc. zool. Soc. Lond.** 1896: 634-650.
- SOLÍS, M.A. 1986. A new species of *Epidromia* (Noctuidae) from Florida. **Jour. Lepidop. Soc.** 40: 8-19.
- WALKER, F. 1858. **List of the specimens of lepidopterous insects in the collection of the British Museum** 15, p. 1521-1888.
- . 1865. **List of the specimens of lepidopterous insects in the collection of the British Museum** 33, p. 707-1120.
- WALLENGREN, S.M. 1860. Lepidopterologische Mittheilungen. **Wien. ent. Monatschr.** 4: 161-176.

Recebido em 21.II.2001; aceito em 27.VIII.2001.