

## ZINC AVAILABILITY FOR CORN GROWN ON AN OXISOL AMENDED WITH FLUE DUST

Gláucia Cecília Gabrielli dos Santos; Ronaldo Severiano Berton; Otávio Antônio de Camargo\*; Mônica Ferreira de Abreu

*Instituto Agronômico - Centro de Solos e Recursos Ambientais, C.P. 28 - 13012-970 - Campinas - Brasil.*

*\*Corresponding author <ocamargo@iac.sp.gov.br>*

**ABSTRACT:** The costs related to the construction and maintenance of industrial landfills, and the environmental risks that they may represent, have increased the interest of several types of industries in studying the possibility of applying residues to agricultural soils. This study evaluates the efficiency of flue dust as a zinc source for corn, and the zinc availability for corn evaluated by four methods. A greenhouse experiment carried out at Campinas, SP, Brazil, evaluated the effect of two zinc sources (flue dust and zinc sulphate), at three rates (5, 50 and 150 mg dm<sup>-3</sup>), in one soil (Rhodic Hapludox) under two pH conditions (5.0 and 6.0). The treatments were arranged in a randomized factorial scheme design with three replications. Zinc availability indexes were determined by the pH 7.3 DTPA, Mehlich-1, and Mehlich-3 methods. The free Zn<sup>2+</sup> activity in soil solution was calculated by the MINTEQ computer model. The extraction methods and the activity of the free ion Zn<sup>2+</sup> were equally reliable to evaluate zinc availability in the soil amended with flue dust. More than 70% of the total Zn present in the saturation extract was in the free ion form, and the remainder was mainly complexed to SO<sub>4</sub><sup>2-</sup> and OH<sup>-</sup>, independent of soil pH. Flue dust is a zinc supplier to plants. All tested methods were efficient in evaluating Zn availability for corn, independently of soil pH.

**Key words:** DTPA, heavy metals, industrial wastes, speciation, soil pH

## DISPONIBILIDADE DE ZINCO PARA O MILHO EM LATOSSOLO VERMELHO TRATADO COM PÓ-DE-ACIARIA

**RESUMO:** Os custos com a construção e manutenção de aterros industriais e os riscos ambientais que podem representar têm aumentado o interesse de vários tipos de indústrias em estudar a viabilidade de aplicação de resíduos no solo agrícola. Este trabalho avalia a eficiência do pó de aciaria quanto ao suprimento de zinco para o milho e a disponibilidade desse metal comparada por quatro métodos de extração. O experimento foi conduzido em casa de vegetação em Campinas, SP, Brasil, avaliando o efeito de duas fontes de zinco (pó de aciaria e sulfato de zinco), em três doses (5, 50 e 150 mg dm<sup>-3</sup>) e um solo (Latossolo Vermelho) com dois valores de pH (5,0 e 6,0). Os tratamentos foram distribuídos em esquema fatorial com três repetições. A disponibilidade de zinco foi determinada por DTPA pH 7,3, Mehlich-1 e Mehlich-3 e a atividade do Zn<sup>2+</sup> livre na solução do solo foi calculada pelo modelo MINTEQ. Nos dois valores de pH estudados, tanto a atividade do Zn<sup>2+</sup> como os três métodos de extração foram igualmente eficientes em avaliar a disponibilidade de zinco para as plantas em solos tratados com pó de aciaria. Mais que 70% do Zn total presente no extrato de saturação estava como íon livre e o restante complexado com SO<sub>4</sub><sup>2-</sup> e OH<sup>-</sup>, independente do pH do solo. O pó de aciaria é uma fonte de zinco para as plantas. Todos os métodos testados foram eficientes em estimar a disponibilidade de Zn para o milho, independente do pH.

**Palavras-chave:** DTPA, metal pesado, resíduo industrial, especiação, pH do solo

### INTRODUCTION

Iron smelters produce several residues that can cause environmental impacts depending on the form and location where they are disposed. Several studies show the potential use of iron smelter industry residues as correctives and fertilizers (Anderson & Parkpian, 1998, Silva, 1999). Among them the flue dust, containing about 12% of Zn originated from the

steel production, represents a potential source of this nutrient to plants.

Retention of Zn by the soil is strongly influenced by pH, being greater at high pH (Alcântara & Camargo, 2001), influenced by the metal concentration in the soil (Basta & Tabatabai, 1992), by the CEC (Cunha et al., 1994), by the organic matter content (Lewis & Rule, 2001), and by the soil mineralogical characteristics (Ziper et al., 1988).

Metal availability can be evaluated through the use of appropriate extractants, but the extracted amounts ought to be correlated with the element quantity or concentration in the plant (Abreu et al., 2002). Several studies demonstrated that the DTPA and Mehlich-1 were adequate to evaluate Cd, Ni, Zn and Pb availability (Ribeiro-Filho et al., 2001). However, metal absorption and metal toxicity depend on the chemical species in solution so that plant response generally correlates better with the ion concentration or activity in solution (Parker et al., 1995). The ionic species concentration resulting from metal complexation with inorganic anions can be estimated through chemical balance models implemented in softwares such as MINTEQ and GEOCHEM, among others (Mattigod & Zachara, 1996) that use total dissolved contents as input data. Considering the potential of flue dust as source of zinc to plants and the contradictory results found in literature on the best chemical extraction method to be used to evaluate its availability, the objective of this work was to evaluate flue dust as a zinc source for corn, compared to a commercial Zn source like  $\text{ZnSO}_4$ , and the use of three traditional extraction methods and a calculation model for free ionic activity, in predicting Zn availability for corn, in two soil pH environments.

## MATERIAL AND METHODS

A greenhouse experiment was carried out from November 2000 to January 2001 in Campinas, SP, Brazil (22°54'20"S; 47°05'34"W; 674 m above sea level), in order to evaluate the effect of two zinc sources (flue dust and zinc sulphate) at three rates (5, 50 and 150  $\text{mg dm}^{-3}$ ) and two soil pHs (5.0 and 6.0). Treatments were arranged as a randomized design in a factorial  $2 \times 3 \times 3$  scheme with three replications. The surface (0-20 cm) layer of the Rhodic Hapludox used in the experiment, presented:  $\text{Zn}_{(\text{HNO}_3)} = 15.8 \text{ mg kg}^{-1}$ ;  $\text{Zn}_{(\text{DTPA})} = 0.8 \text{ mg dm}^{-3}$ ; organic matter = 27  $\text{g dm}^{-3}$ ;  $\text{pH}_{(\text{in } 0.01 \text{ mol L}^{-1} \text{ CaCl}_2)} = 4.3$ ;  $\text{CEC} = 53.8 \text{ mmol dm}^{-3}$ ; and clay content = 250  $\text{g kg}^{-1}$ . The soil to solution ratio for the pH determination was 1:2.

The very fine powdered flue dust used in the experiment was supplied by a steel plant from the São Paulo State and presented the following metal concentration as extracted by *acqua regia* (1HCl:1HNO<sub>3</sub>) in  $\text{g kg}^{-1}$ : Fe = 684; Zn = 122; Mn = 63; Pb = 24; Cr = 6.0; Al = 3.5; Cu = 2.3; Ni = 0.48 and Cd = 0.13, with  $\text{pH}_{(\text{in } 0.01 \text{ mol L}^{-1} \text{ CaCl}_2)} = 9.4$ ,  $\text{pH}_{(\text{H}_2\text{O})} = 9.6$ . Zn water solubility was determined according to the official method from the Analytical Chemistry International Association and yielded a value of 690  $\text{mg kg}^{-1}$  (Kane, 1995). Zn solubility in ammonium neutral citrate, at

the rate of 1:100, was 53.01  $\text{mg kg}^{-1}$  (Brasil, 1983). Air-dried and sieved soil samples were sequentially treated with  $\text{CaCO}_3$  and MgO p.a. at the ratio 4:1 moles of Ca/Mg (296.24g  $\text{Ca}(\text{OH})_2$ : 84.28g  $\text{MgCO}_3$ ), to raise the  $\text{pH}_{(\text{in } 0.01 \text{ mol L}^{-1} \text{ CaCl}_2)}$  to 5.0 and 6.0, according to a previously established incubation curve. After a 2-wk of equilibrium under moist conditions close to the water maximum retention capacity of the soil, 300  $\text{mg dm}^{-3}$  of P were added as contaminant-free granulated triple superphosphate (sieved in a 2 mm screen); and 10 mL of a solution containing the equivalent of (in  $\text{mg dm}^{-3}$ ) 60 of N, 100 of K, 30 of S, 1 of Cu and 0.5 of B, as potassium nitrate, ammonium sulphate, copper sulphate and boric acid, respectively.

Seven days after treatment application, 1 L soil subsamples of each plastic pot were analyzed for macro and micronutrients, and potentially toxic elements. The three traditional extractants used were: (a) DTPA (Lindsay & Norvell, 1978), (b) Mehlich-1 (Mehlich, 1953) and (c) Mehlich-3 (Mehlich, 1984). The soil: solution ratios were 1:2 (DTPA) and 1:10 (Mehlich-1 and Mehlich-3). Water extracted anions and cations from a saturated soil paste (USDA, 1954) were determined by: ICP-OES (P, Ca, Mg, Cu, Fe, Mn, Zn, Cd, Cr, Ni, Pb); turbidimetry in the visible range ( $\text{SO}_4^{2-}$ ), flame photometry (Na and K); ion selective electrode (Cl) and distillation/titration: ( $\text{NO}_3^-$  and  $\text{NH}_4^+$ ).

The corn cultivar, hybrid BR 201, was seeded at the rate of ten seeds per pot. Seedlings were thinned to five per pot after emergence. Thereafter and at five day intervals 20 mL per pot of a solution containing 100 mg N were added, totalizing 1.2 g N per pot at harvest time. The nitrogen sources were calcium nitrate and ammonium sulphate applied in alternated turns.

At the end of the experiment, the corn was harvested and the shoot washed, oven-dried at 70°C until constant weight, weighed and ground using a Willey mill to pass 60-mesh sieve and digested in nitric acid and hydrogen peroxide on a microwave oven according to Abreu (1997).

A simple linear regression analysis was performed between Zn content in the corn shoot and the soil Zn extracted by the three chemical extractants, and  $\text{Zn}^{2+}$  activity was calculated by the MINTEQ program (Allison et al., 1991).

## RESULTS AND DISCUSSION

Zinc concentration in corn shoot varied from 14.4 to 522.8  $\text{mg kg}^{-1}$  (Figure 1), surpassing the level of 95  $\text{mg kg}^{-1}$ , considered as toxic (Gupta & Gupta, 1998), for the higher rates of the two zinc sources. Similar results were obtained by Silva (1999) and

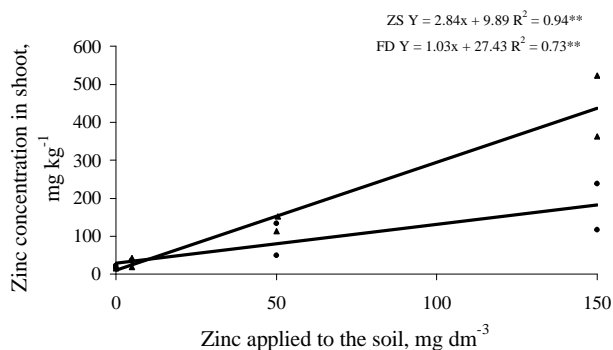


Figure 1 - Regression between zinc concentration in corn shoot and zinc applied to the soil.  $\blacktriangle$ , zinc sulphate;  $\bullet$ , flue dust;  $^{**}$ , significant at the 99% level.

Accioly (1996) for a soil of the Minas Gerais State, Brazil. Plant visual evaluation 40 days after emergence evidenced a yellowing of the younger leaves in treatments that received  $150 \text{ mg dm}^{-3}$  of Zn, independently of pH and Zn source, suggesting Zn toxicity (Adriano et al., 1971).

For both zinc sources, the increase in the application rate is accompanied by an increase in corn shoot, regardless of pH, with a linear and significant correlation (Figure 1). However, the flue dust promoted lower zinc concentration in the shoot than zinc sulphate, in contrast with the results of Accioly (1996). With the application of  $50 \text{ mg Zn dm}^{-3}$  to the soil, 79 and  $152 \text{ mg Zn kg}^{-1}$  of dry matter were recovered from the flue dust and zinc sulphate treatments, respectively.

These results show that, although the flue dust is a zinc supplier to plants, its rate has to be higher than that recommended as zinc sulphate due to its lower solubility. This is be a problem for flue dust containing significant amounts of other heavy metals.

Soil Zn ranged from  $0.8$  to  $94.4 \text{ mg dm}^{-3}$  (DTPA),  $2.3$  to  $109.3 \text{ mg dm}^{-3}$  (Mehlich-1) and  $3.5$  to  $118.6 \text{ mg dm}^{-3}$  (Mehlich-3) (Figure 2). The Mehlich-1 and Mehlich-3 extractants exhibited larger extraction capacity than DTPA, regardless of soil pH (Figure 2), probably because the former extractants released part of adsorbed Zn to oxides, while pH 7.3 DTPA, an alkaline extractant, did not (Ribeiro-Filho et al., 1999).

It should be pointed out that even in the presence of visual symptoms of Zn toxicity in the plants, the Zn concentration in the soil was lower than the suggested value of  $130 \text{ mg kg}^{-1}$  considered as toxic by the Inter-Departmental Committee on Redevelopment of Contaminated Land (1987). However, it should be mentioned that this suggested toxic level was obtained with a  $0.05 \text{ mol L}^{-1}$  EDTA solution, while in this experiment other extractants were used for metal availability evaluation. The extractants were efficient in

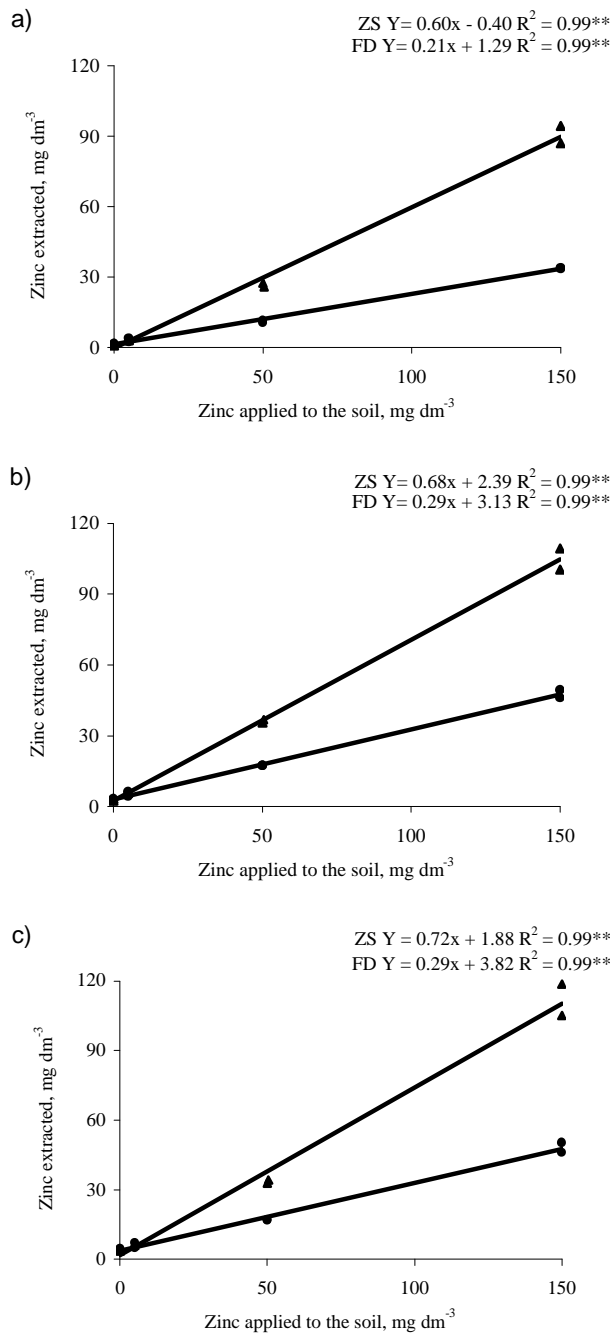


Figure 2 - Regression between zinc extracted by: (a) DTPA method at pH 7.3, (b) Mehlich-1 method, and (c) the Mehlich-3 method, and zinc applied in the soil.  $\blacktriangle$ , zinc sulphate;  $\bullet$ , flue dust;  $^{**}$ , significant at the 99% level.

evaluating zinc availability for corn plants (Figure 3), in agreement with the results of Accioly (1996) and Amaral et al. (1996), in an experiment with flue dust, having lettuce and corn as test plants using a similar soil. The determination coefficients between DTPA, Mehlich-1, and Mehlich-3 soil extracted Zn and its concentration in corn shoot were smaller for flue dust than that for zinc sulphate.

Taking into account the extractant efficiency regarding soil pH (Figure 4), it was observed that the extractants were efficient in evaluating Zn availability irrespective of the zinc source. A decrease was also verified in its availability with pH increase for both Zn sources, probably due to the decreasing amount of free  $Zn^{2+}$  by complex reactions with  $SO_4^{2-}$ ,  $OH^-$  and other ligands (Shuman, 1986) (Table 1).

Flue dust supplied less zinc to corn than zinc sulphate, probably because the former is less soluble. Approximately only 0.6% and 43% of total Zn obtained by the *acqua regia* extraction of flue dust was respectively soluble in water, and in ammonium neutral citrate. The water solubility is the determinant factor to determine the short-term agronomic efficiency. Several studies have demonstrated that metals added to soils as metal salts are more available than the metals in sewage sludge (Logan & Chaney, 1983) or as oxides (Abreu et al., 1996). Moreover, Zn availability can also be related to the differences in their constituents, once metal salts, like zinc sulphate, just add the anion bound to the metal while flue dust adds metal oxides.

The ionic speciation of the saturation extract of the zinc sulphate and flue dust-treatments is presented at Table 1. The  $Zn^{2+}$  free species activity increased with the zinc sulphate or flue dust addition rate at pH 5.0 and decreased only for the flue dust treatment at pH 6.0. The changing soil pH from 5.0 to 6.0 increased more the species  $ZnSO_4^0$  than  $ZnOH^+$  for

Table 1 - Ionic species percentual distribution in soil solution for two sources of Zn at two pH levels.

Zn Source	$Zn^{2+}$	$ZnOH^+$	$ZnSO_4$	Other
mg kg <sup>-1</sup>	%			
pH 5.0				
Flue dust				
0	82	0.1	18	0.2
5	82	-	15	2.7
150	89	-	10	1.0
ZnSO <sub>4</sub>				
0	82	<0.1	17	0.5
5	84	<0.1	15	0.9
150	90	<0.1	9	0.3
pH 6.0				
Flue dust				
0	73	3.1	23	1.3
5	72	0.5	26	1.4
150	71	0.3	27	1.4
ZnSO <sub>4</sub>				
0	76	<0.1	23	1.0
5	77	3.6	19	0.4
150	82	<0.1	17	0.6

both sources of zinc. This can be explained by the greater association of Zn with  $SO_4^{2-}$ , as with the  $ZnSO_4^0$  ionic pair. The predominant zinc species in solution below pH 7.7 is  $Zn^{2+}$ , although  $ZnOH^+$  is more prevalent above this pH and the  $ZnSO_4^0$  ionic pair is predominant in solution below pH 6.0 (Lindsay, 1979).

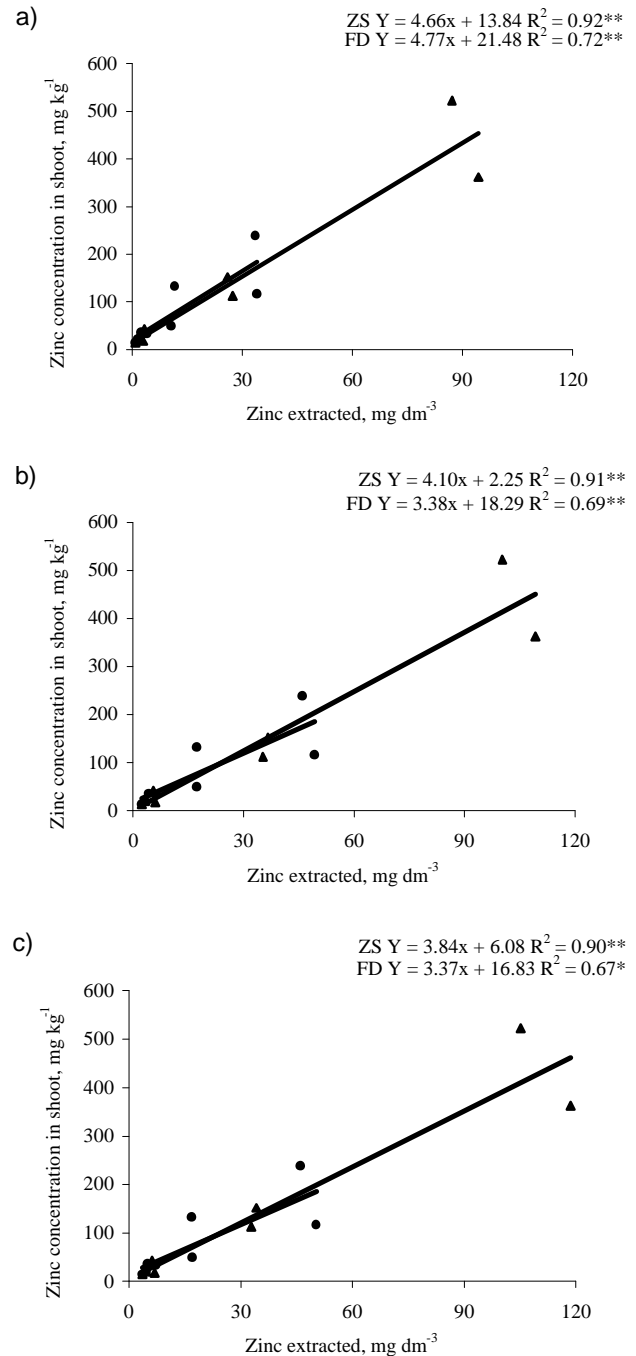


Figure 3 - Regression between zinc extracted by: (a) DTPA method at pH 7.3, (b) Mehlich-1 method and (c) Mehlich-3 method and zinc in the corn shoots. ▲, zinc sulphate; ●, flue dust; \*, significant at 95% level; \*\*, significant at the 99% level.

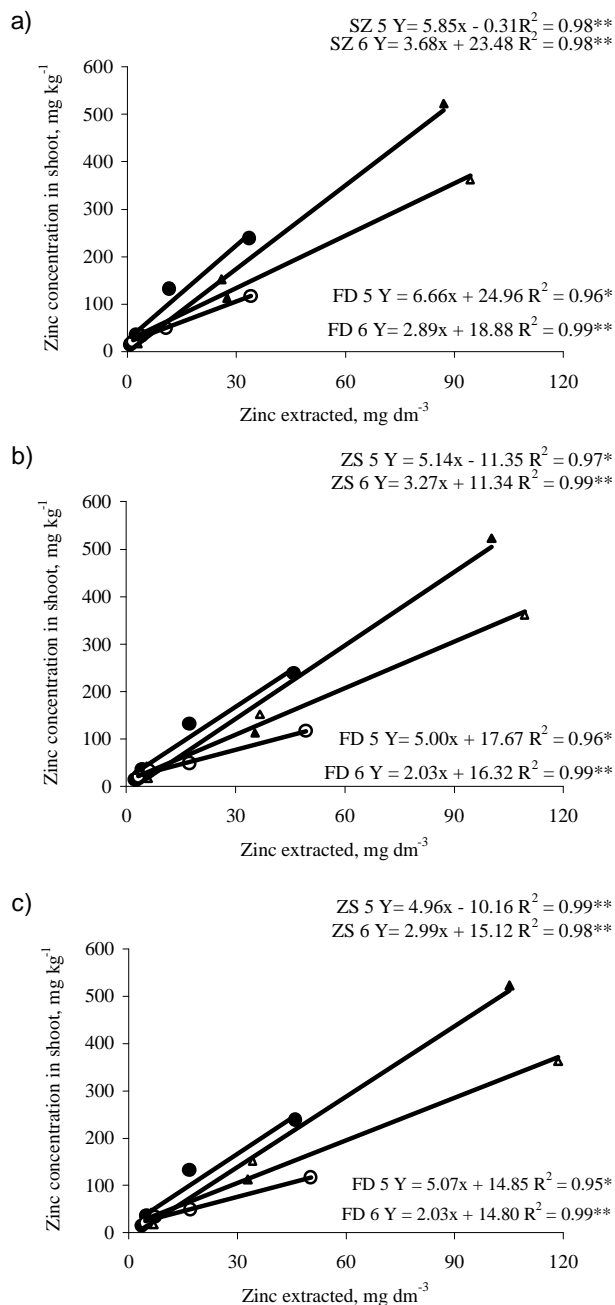


Figure 4 - Regression between zinc extracted by: (a) DTPA method at pH 7.3, (b) Mehlich-1 method and (c) Mehlich-3 method at two different pH and zinc in the corn shoots. ▲, zinc sulphate and pH 5.0; △, zinc sulphate and pH 6.0; ●, flue dust and pH 5.0; ○, flue dust and pH 6.0; \*, significant at 95% level; \*\*, significant at the 99% level.

The  $Zn^{2+}$  activity also decreased considerably when pH changed from 5.0 to 6.0 with a 18 and 8% difference for higher flue dust and zinc sulphate rates, respectively (Table 1). If the free species ( $Zn^{2+}$ ) is the predominantly absorbed form (Machado & Pavan, 1987), this might partly explain the lower Zn absorption by corn (Figure 4).

Table 2 - Linear correlation coefficients between Zn availability measured by three extraction methods and  $Zn^{2+}$  estimated by the MINTEQ computer speciation program, and Zn uptake by the plants in a soil amended with flue dust and  $ZnSO_4$  as Zn sources.

Zn Source	$Zn^{2+}$	Zn (pH 7.3 DTPA)	Zn (Mehlich-1)	Zn (Mehlich-3)
Flue dust	0.85**	0.72**	0.69**	0.67*
$ZnSO_4$	0.85**	0.92**	0.91**	0.90**

\*, \*\*Significant at 95 and 99% levels, respectively.

Table 3 - Linear correlation coefficients between  $Zn^{2+}$  estimated by the MINTEQ computer speciation program and Zn availability for corn estimated by pH 7.3 DTPA, Mehlich-1 and Mehlich-3, for two sources of Zn at two pH levels.

Extraction Method	$Zn^{2+}$ activity in saturation paste	
	Flue dust	$ZnSO_4$
pH 5.0		
pH 7.3 DTPA	0.99**	0.98**
Mehlich-1	0.99**	0.98*
Mehlich-3	0.99**	0.99*
pH 6.0		
pH 7.3 DTPA	ns	0.99**
Mehlich-1	ns	0.99**
Mehlich-3	ns	0.99**

\*, \*\* and ns: significant at 95 and 99% levels and non significant, respectively.

In general, the estimated activity of  $Zn^{2+}$  in solution and the three extractants were efficient in evaluating soil Zn availability to corn, whether supplied as flue dust or zinc sulphate, for the two pH values (Table 2, Figure 3).

High correlation was observed between the three extraction methods and  $Zn^{2+}$  ionic activity in the saturation extract at pH 5.0 and 6.0, except for the flue dust treatment at soil pH 6.0, being similar or greater than the correlations obtained for the three studied extractants (Table 3, Figures 3 and 4). Since the activity of an element in the soil solution is just an intensity factor, these results indicate that the quantities, which are capacity factors, were very important for the Zn supply for corn, at the highest soil pH value.

## CONCLUSIONS

The flue dust is an efficient source of zinc to corn. The DTPA, Mehlich-1, Mehlich-3 extraction methods and the estimated free zinc activity are equally

reliable to evaluate zinc availability in an Oxisol amended with flue dust.

## ACKNOWLEDGEMENTS

To FAPESP for financial support (proc. n° 00/01032-3) and to CNPq for a fellowship.

## REFERENCES

- ABREU, C.A.; RAIJ, B. van; TANAKA, R.T. Fontes de manganês para a soja na análise de solo. **Brasileira de Ciência do Solo**, v.20, p.91-97, 1996.
- ABREU, C.A.; ABREU, M.F.; BERTON, R.S. Análise química de solos para metais pesados. In: ALVAREZ, V.H.; SCHAEFER, C.E.G.R.; BARROS, N.F.; MELLO, J.W. V.; COSTA, L.M. **Tópicos em ciência do solo**. Viçosa: SBCS, 2002. v.2, p.645-692.
- ABREU, M.F. Extração e determinação simultânea por emissão em plasma de nutrientes e elementos tóxicos em amostras de interesse agrônomo. Campinas: UNICAMP/IQ, 1997. 135p. (Tese - Doutorado em Química).
- ACCIOLY, A.M.A. Pó de forno de siderurgia como fonte de micronutrientes e seu efeito no solo e na planta. Lavras: UFLA, 1996. 70p. (Dissertação - Mestrado em Solos e Nutrição de Plantas).
- ADRIANO, D.C.; PAULSEN, G.M.; MURPHY, L.S. Phosphorus-iron and phosphorus-zinc relationship in corn (*Zea mays* L.) seedlings as affected by mineral nutrition. **Agronomy Journal**, v.63, p.36-39, 1971.
- ALCÂNTARA, M.A.K.; CAMARGO, O.A. Fator de retardamento e coeficiente de dispersão-difusão para crômio (III) em solos muito intemperizados, influenciados pelo pH, textura e matéria orgânica. **Revista Brasileira de Ciência do Solo**, v.25, p.209-216, 2001.
- ALLISON, J.D.; BROWN, D.S.; NOVO-GRADAC, K.J. **MINTEQA2/PRODEFA2** - A geochemical assessment model for environmental systems. Version 3.0 user's manual. Athens: Environmental Research Laboratory, 1991. 106p. (EPA, 600/3-91/021).
- AMARAL, R.D.; BARROS, N.F.; COSTA, L.M.; FONTES, M.P.F. Efeito de um resíduo da indústria de zinco sobre a química de amostras de solo e plantas de milho. **Revista Brasileira de Ciência do Solo**, v.20, p.433-440, 1996.
- ANDERSON, W.B.; PARKPIAN, P. Effect of soil applied iron by-product on micronutrient concentration in sorghum cultivars. **Journal of Plant Nutrition**, v.7, p.1333-1343, 1998.
- BASTA, N.T.; TABATABAI, M.A. Effect of cropping systems on adsorption of metals by soils. II. Effect of pH. **Soil Science**, v.153, p.195-204, 1992.
- BRASIL. Ministério da Agricultura. **Análises de corretivos, fertilizantes e inoculantes. Métodos oficiais**. Brasília: Secretaria Nacional de Defesa Agropecuária, Laboratório Nacional de Referência Vegetal (LANARV), 1983. 104p.
- CUNHA, R.C.A.; CAMARGO, O.A.; KINJO, T. Retenção de zinco em solos paulistas. **Bragantia**, v.53, p.291-301, 1994.
- GUPTA, U.C.; GUPTA, S.C. Trace element toxicity relationship to crop production and livestock and human health: implications for management. **Communications in Soil Science and Plant Analysis**, v.29, p.1491-1522, 1998.
- INTER-DEPARTMENTAL COMMITTEE ON THE REDEVELOPMENT OF CONTAMINATED LAND. **Guidance on the assessment and redevelopment of contaminated land**. London: Department of the Environment, 1987.
- KANE, P.F. Fertilizers. In: CUNNIFF, P. (Ed.). **Official methods of analysis of the AOAC International**. Arlington: AOAC International, 1995. cap.2.
- LEWIS, S.E.; RULE, J.H. Effects of organic matter and iron oxides on mobility of trace metals from flue dust contaminated soil. In: INTERNATIONAL CONFERENCE ON THE BIOGEOCHEMISTRY OF TRACE ELEMENTS, 6., Guelph, 2001. **Proceedings**. Guelph: University of Guelph, 2001. 1 CD-Rom.
- LINDSAY, W.L. **Chemical equilibria in soils**. New York: Wiley-Interscience, 1979. 449p.
- LINDSAY, W.L.; NORVELL, W. Development of DTPA soil for zinc, iron, manganese and copper. **Soil Science Society of America Journal**, v.42, p.421-428, 1978.
- LOGAN, T.J.; CHANEY, R. Metals. In: PAGE, A.L.; GLEASON, T.L.; SMITH, J.E.; ISKANDAR, J.K.; SOMMERS, L.E. (Ed.). **Utilization of municipal wastewater and sludge on land**. Riverside: University of California, 1983. p.235-326.
- MACHADO, P.L.O.; PAVAN, M.A. A adsorção de zinco por alguns solos do Paraná. **Revista Brasileira de Ciência do Solo**, v.11, p.253-256, 1987.
- MATTIGOD, S.V.; ZACHARA, J.M. Equilibrium modeling in soil chemistry. In: SPARKS, D.L. (Ed.). **Methods of soil analysis chemical methods**. Madison: SSSA, 1996. chap.40, p.1309-1358.
- MEHLICH, A. **Determination of Ca, Mg, K, Na e NH<sub>4</sub>**. Raleigh: Soil Test Division, 1953.
- MEHLICH, A. Mehlich 3 soil test extractant: a modification of Mehlich 2 extractant. **Communications in Soil Science and Plant Analysis**, v.15, p.1409-1416, 1984.
- PARKER, D.R.; CHANEY, R.L.; NORWELL, W.A. Chemical equilibrium models: Applications to plant nutrition research. In: LOEPPERT, R.H. (Ed.). **Chemical equilibrium and reactions models**. Madison: SSSA, 1995. chap.42, p.163-200.
- RIBEIRO-FILHO, M.R.; CURI, N.; SIQUEIRA, J.O.; MOTTA, P.E.F. Metais pesados em solos de área de rejeitos de indústria de processamento de zinco. **Revista Brasileira de Ciência do Solo**, v.23, p.453-464, 1999.
- RIBEIRO-FILHO, M.R.; SIQUEIRA, J.O.; CURI, N.; SIMÃO, J.B.P. Fracionamento e biodisponibilidade de metais pesados em solo contaminado, incubado com materiais orgânicos e inorgânicos. **Revista Brasileira de Ciência do Solo**, v.25, p.495-507, 2001.
- SHUMAN, L.M. Effect of ionic strength and anions on zinc adsorption by two soils. **Soil Science Society of America Journal**, v.50, p.1438-1442, 1986.
- SILVA, S.A.M. Fracionamento e biodisponibilidade de metais para o feijoeiro em solos tratados com pó de forno de aciaria elétrica. Lavras: UFLA, 1999. 123p. (Dissertação - Mestrado em Solos e Nutrição de Plantas).
- UNITED STATES. Department of Agriculture. Salinity Laboratory Staff. **Diagnosis and improvement of saline and alkali soils**. Riverside: USDA, 1954. 160p. (Handbook, 60).
- ZIPER, C.; KOMARNENI, S.; BAKER, D.E. Specific cadmium sorption in relation to the crystal chemistry of clay minerals. **Soil Science Society of America Journal**, v.52, p.49-53, 1988.

Received December 19, 2005

Accepted October 02, 2006