

1 **“Mofumbo” seed storage**

Short title  
(Calibri font 12,  
bold)

Main title (Calibri  
font 14)

2 Physiological and biochemical responses on “mofumbo” seeds during storage

3 Autor 1<sup>1</sup> (Código ORCID), Autor 2<sup>2</sup>, (Código ORCID), Autor 3<sup>2</sup> (Código ORCID), Autor 4<sup>2</sup> (Código

4 Numebered lines. Margins of 2  
cm

ORCID)

A maximum of six authors

5 ABSTRACT: "Mofumbo" (*Combretum leprosum* Mart. (Combretaceae) is a neotropical species of  
6 wood, pharmacological, beekeeping and environmental importance. Thus, the objective was to  
7 evaluate the biochemical and physiological responses in *C. leprosum* seeds under different storage  
8 environments. The experiment was carried out in a factorial (2 x 7), with two storage conditions  
9 (natural and climate-controlled environments) and seven storage periods (0; 60; 120; 180; 240;  
10 300 and 360 days), in four replications per treatment. At the beginning of storage and at 60-day  
11 intervals, the seeds were analyzed for water content, physiological potential (germination,  
12 germination speed index, root and shoot lengths and seedling dry mass) and biochemical (neutral  
13 lipids, lipid peroxidation, total and reducing sugars, total free amino acids, and starch). The results  
14 indicated that storing “mofumbo” seeds for 360 days reduced viability, being more pronounced  
15 after 180 days, regardless of the storage environment. “Mofumbo” seeds were stored in a natural  
16 environment for 180 days, resulting in less lipid degradation. After this period, the reduction was  
17 associated with the attack of reducing sugars on amino acids. Thus, it is concluded that  
18 “mofumbo” seeds must be stored in a natural environment for up to 180 days.

19 Maximum of five, which are  
not in the title

20 Index terms: *Combretum leprosum*, Combretaceae, physiological potential, seed biochemistry.

21 Corresponding  
affiliations

22 <sup>1</sup>Empresa Brasileira de Pesquisa Agropecuária, Centro de Pesquisa Agroflorestal de Roraima, Caixa Postal 133, 69301-  
23 970 - Boa Vista, RR, Brasil.

24 <sup>2</sup>Centro Universitário Ingá, departamento Agronomia, Avenida Munhoz da Rocha, Mandaguaçu, Paraná, Brasil.

25 \* Corresponding author: [xxx@hotmail.com](mailto:xxx@hotmail.com)

26

Calibri font  
12. Double  
spacing.  
Maximum of  
200 words

Numbered  
pages.  
Maximum of  
20.

27 RESUMO: Mofumbo (*Combretum leprosum* Mart. (Combretaceae) é uma espécie neotropical de  
28 importância madeireira, farmacológica, apícola e ambiental. Dessa maneira, objetivou-se avaliar as  
29 respostas bioquímicas e fisiológicas em sementes de *C. leprosum* sob diferentes ambientes de  
30 armazenamento. O experimento foi conduzido em fatorial (2 x 7), sendo duas condições de  
31 armazenamento (ambientes natural e climatizado) e sete períodos de armazenamento (0; 60; 120;  
32 180; 240; 300 e 360 dias), em quatro repetições por tratamento. No início do armazenamento e  
33 em intervalos de 60 dias, as sementes foram analisadas quanto ao teor de água, potencial  
34 fisiológico (germinação, índice de velocidade de germinação, comprimentos de raiz e parte aérea e  
35 massa seca de plântulas) e bioquímico (lipídios neutros, peroxidação de lipídios, açúcares totais e  
36 redutores, aminoácidos livres totais e amido). Os resultados indicaram que armazenar sementes  
37 de mofumbo por 360 dias reduziu a viabilidade, sendo mais acentuada a partir dos 180 dias,  
38 independente do ambiente de armazenamento. O armazenamento das sementes de mofumbo em  
39 ambiente natural manteve o vigor por 180 dias, proporcionado pela menor degradação de lipídios.  
40 Após esse período, a redução esteve associada ao ataque dos açúcares redutores aos aminoácidos.  
41 Com isso, conclui-se que as sementes de mofumbo devem ser armazenadas em ambiente natural  
42 por até 180 dias.

43

44 Termos para indexação: *Combretum leprosum*, Combretaceae, potencial fisiológico, bioquímica de  
45 sementes.

46

47

48

49

50

51

## Introduction

52  
53 "Mofumbo" (*Combretum leprosum* Mart. (Combretaceae) is a neotropical species existent in  
54 Brazil and Paraguay (Ribeiro et al., 2020). It has wood, pharmacological, beekeeping importance  
55 and potential for restoring degraded ecosystems (Cavalcanti et al., 2019; Leal et al., 2020; Silva et  
56 al., 2020). Due to its environmental and medicinal value, studies on propagation, conservation and  
57 genetic characterization have been recommended for the survival of the species and its economic  
58 use over the next few years (Gomes-Costa and Agra, 2018). "Mofumbo" seeds are desiccation  
59 tolerant (never recalcitrant) and do not show tegumentary dormancy (Oliveira, 2012; Pacheco et  
60 al., 2014). However, there are still no studies on the time and/or conditions in which the seeds of  
61 this species can be stored to preserve maximum vigor and delay the effects of natural  
62 deterioration.

63 Seed production in forest species can vary considerably from year to year (Smith and  
64 Samach, 2013). Therefore, storage under adequate conditions is essential to preserve the viability  
65 and vigor of the seeds, in addition to meeting the needs of seedling production (Oliveira, 2016).  
66 However, several factors influence seed deterioration during storage, such as temperature and  
67 high relative humidity, which, in concert, increase the intensity.

68 Seeds are subjected to several degenerative changes that occur after physiological maturity,  
69 whose main constituents affected are lipids, carbohydrates, proteins, and vitamins. The existence  
70 of these compounds in seeds varies according to plant species, environmental conditions, and  
71 variety (Fu et al., 2015). Seed aging affects such reserves, resulting in cell membrane degradation,  
72 changes in energy metabolism and in the structure of proteins and enzymes, reduced use of seed  
73 reserves, degradation in lipids and carbohydrates, and production of reactive oxygen species (ROS)  
74 and toxic compounds (Priestley, 1986; Fotouo-M et al., 2016). Furthermore, this process can be  
75 verified by decreased germination, increased number of abnormal seedlings and reduced vigor of



Calibri font 12.  
Double  
spacing

76 seeds and seedlings (Bilal and Abidi, 2015). In this regard, deterioration is considered an  
77 irreversible process, even under improved storage conditions (Kijowska-Oberc et al., 2021).

78 Therefore, the objective was to evaluate the biochemical and physiological responses in *C.*  
79 *leprosum* seeds under different storage environments.

80

81

## Material and Methods

82 "Mofumbo" diaspores were collected from different matrices in the municipality of  
83 Mossoró, RN (5° 11'16.8" S, 37° 20'38.4" W and 16 m altitude) with a brown epicarp, giving a  
84 visible sign of having reached physiological maturity (Barroso et al., 2004), and placed to dry in the  
85 shade ( $\pm 30$  °C and 60% relative humidity) for 72 h. Then, the seeds were manually extracted,  
86 processed, placed in single-layer Kraft paper bags, and moved to two storage environments.

87 Storage conditions were natural laboratory environment ( $26 \pm 3$  °C;  $55 \pm 12\%$  relative  
88 humidity) and cold and dry chamber ( $10 \pm 1$  °C;  $50 \pm 7\%$  relative humidity) for 360 days. Before  
89 storage (time zero) and at intervals of 60 days, the seeds were evaluated, under both conditions,  
90 for water content, germination, vigor, and biochemical determinations.

91 *Water content in the seeds:* determined by the greenhouse method at  $105 \pm 3$  °C for 24 h  
92 (Brasil, 2009). For this, two subsamples with 4.5 g of seeds each were used, and the results were  
93 expressed in percentage (wet basis).

94 *Germination test in sand:* carried out under laboratory conditions with four replicates of 50  
95 seeds each. Initially, the substrate was moistened to 60% of field capacity, whose maintenance  
96 was based on daily needs. The final seedling count was performed 19 days after sowing, when  
97 germination was stabilized (Pacheco et al., 2014).

98 *Germination speed index:* evaluated in conjunction with germination, counting the emerged  
99 seedlings on a daily basis (Krzyzanowski et al., 2020).

100        *Seedling length*: at the end of the germination test, the length of regular seedlings (radicle  
101 and area part) was measured using a graduated ruler in centimeters and the results were  
102 expressed in seedling cm<sup>-1</sup>.

103        *Seedling dry mass*: regular seedlings were placed in paper bags and moved to a forced  
104 ventilation oven at 65 °C for 72 h to determine the dry mass weight (Krzyzanowski et al., 2020).  
105 The dry material was weighed using a precision analytical balance (0.001 g) and the results  
106 expressed in seedlings mg<sup>-1</sup>.

107        *Quantification of neutral lipids*: performed by the gravimetric method using hexane as  
108 solvent (Soxhlet, 1879). For this purpose, 1.0 g of macerated seed was placed in a filter paper  
109 cartridge and transferred to the Soxhlet set, for a period of six hours. The extraction was  
110 performed with hexane, and after the evaporation and recovery of this solvent was complete, the  
111 samples were weighed, and the lipid contents were determined.

112        *Lipid peroxidation*: determined based on the amount of malonaldehyde (MDA) present in  
113 seeds, from the reaction of thiobarbituric acid, according to the methodology proposed by Heath  
114 and Packer (1968). For this quantification, 0.2 g of seed macerated in 2 mL of trichloroacetic acid  
115 (0.1%) was used. Soon after, the material was centrifuged at 10,000 rpm for 5 min. After  
116 centrifugation, 0.25 mL of the supernatant was collected and mixed with 1.0 mL of a solution  
117 containing 0.5% thiobarbituric acid (w/v) + 20% TCA (w/v) and kept incubated for 30 min in a  
118 water bath at 95 °C and then placed on ice to stop the reaction.

119        200 mg samples of frozen seeds were macerated in 4 mL of 80% ethanol (v/v), placed in a  
120 water bath (60 °C) for 20 min and then centrifuged at 10,000 rpm for 10 minutes at 4 °C. The  
121 supernatants were collected for the quantification of low molecular weight soluble metabolites  
122 (total free amino acids, total soluble sugars and reducing sugars) and the precipitates were stored  
123 to be used in starch determination.

124 *Total and reducing soluble sugars and amino acids:* determined by the anthrone method,  
125 established by Yemm and Willis (1954). For reducing sugars, the colorimetric method of  
126 dinitrosalicylic acid was used (Miller, 1959). Total free amino acids were determined by the  
127 method of Peoples et al. (1989), using the ninhydrin reagent and having glycine as the standard  
128 amino acid.

129 *Starch:* precipitates extracted from soluble compounds of low molecular weight (total free  
130 amino acids, total soluble sugars and reducing sugars) were used. For this, the precipitates were  
131 macerated in 4 ml of 30% (v/v) perchloric acid for resuspension. The extract obtained was  
132 centrifuged at 3,000 rpm for 5 min at 4 °C, and its quantification was based on the anthrone  
133 reagent method (Morris, 1948; Yemm and Willis, 1954).

134 *Statistical analysis:* the treatments were distributed in a completely randomized design, in a  
135 factorial scheme (2 x 7), with two storage conditions and seven storage periods (0; 60; 120; 180;  
136 240; 300 and 360 days), in four repetitions. At the end of the experiment, data from each period  
137 were submitted to homogeneity and normality tests. When the significant interaction was verified,  
138 the quantitative factor (storage periods) was submitted to regression analysis. If this is not the  
139 case, the means of the qualitative factor (storage environment) were compared using the Tukey  
140 test at 5% probability. Data were analyzed using the Beta Assisat 7.7 software (Silva, 2015).

141

142

## **Results and Discussion**

143 The initial water content of "mofumbo" seeds was 11.5% and during storage it ranged from  
144 0.3% and 0.5% for the natural environment and climate chamber, respectively, for 360 days (Table  
145 1). This small difference in the water content of the seeds is due to the permeable paper packaging  
146 that allowed the exchange of water vapor with the air in these environments.

147 Seed viability was maintained over 360 days, regardless of the storage environment. The  
148 decrease in vigor was evidenced by the decline in germination during storage. This fact was more

149 evident after 180 days, whose reductions were 22% and 28% for seeds from natural and climate-  
150 controlled environments, respectively (Figure 1A). Unlike the seeds of *Tabebuia caraiba* Mart.,  
151 germination significantly decreased during storage in a natural environment, with total loss of  
152 vigor after 90 days (Guedes et al., 2012). According to these authors, the rapid loss of seed vigor  
153 was due to the increase in water content during storage, a fact that was not verified for  
154 "mofumbo" seeds. Similarly, Abbade and Takaki (2014) with *Tabebuia roseoalba* seeds also found  
155 that the storage period significantly compromised germination, decreasing from 88% to 14% at the  
156 end of 24 months.

157         The germination speed index indicated a reduction in the vigor of "mofumbo" seeds during  
158 storage. Seeds that were stored in a natural environment for 180 days maintained higher vigor  
159 (2.3) than those that were stored in an air-conditioned chamber (1.7) (Figure 1B). A similar fact  
160 was verified by Guedes et al. (2010), whose highest germination speed indices for *Amburana*  
161 *cearensis* were verified in seeds from a natural laboratory environment. On the other hand,  
162 Oliveira et al. (2018) verified that the household refrigerator was efficient for the storage of seeds  
163 of *Schinus terebinthifolius* Raddi. In this environment, the germination speed index and the  
164 percentage of regular seedlings were higher than in the natural environment.

165         By analyzing the bimonthly mean values for seedling length, it is possible to see a decreasing  
166 linear trend, with a reduction of 2.1 cm at the end of the storage period (Figure 2A). As for the dry  
167 mass content of seedlings, it was found that after twelve months of storage there was also  
168 variation, being initially 0.34 g and finally 0.12 g of dry mass (Figure 2B). This reduction is  
169 associated with a greater consumption of seed reserves during storage, mainly for the  
170 maintenance of viability for a longer period, which consequently led to a reduction in seedling  
171 vigor. Results in this regard were also verified by Padua et al. (2019) on *Acacia mangium* seeds  
172 stored for 15 months in household refrigerator, freezer, and climate room environments.

173 The results of seedling dry mass also showed significance for the environmental factor, with a  
174 higher mean for the natural environment (0.30 g) (Table 2). In agreement with the results  
175 presented, the controlled environment caused a reduction (close to zero) in the dry mass content  
176 of *Amburana cearensis* seedlings at 270 storage days (Guedes et al., 2010). Thus, it was found that  
177 "mofumbo" seeds stored in a natural environment maintain vigor for up to 180 days.

178 Parallel to the loss of physiological potential, there was also a loss in the biochemical quality  
179 of the seeds. There was a degradation of the lipid reserve, accumulation of soluble metabolites,  
180 such as sugars and amino acids, in addition to the hydrolysis of reserve polysaccharides, such as  
181 starch.

182 Regarding the variable of neutral lipids, which constitutes the main component of  
183 "mofumbo" seed reserve (Sousa, 2013), there was little variation over the storage period, with a  
184 reduction of 1.3% of this reserve content at the end of the 360 days (Figure 3A). The lipids stored  
185 in "mofumbo" seeds are degraded in a stable way regardless of the storage condition, not showing  
186 that there was no direct connection with the reductions in viability (Figure 1A) and seed vigor  
187 (Figure 1B), during the storage period.

188 The degradation of reserve lipids was also verified in *Tabebuia roseoalba* seeds (Abbade and  
189 Takaki, 2014), with a progressive and accentuated reduction in the content of this compound only  
190 after twelve months of storage. It was also found that the degradation of reserve lipids in *Moringa*  
191 *oleifera* Lam. seeds occurred more intensely, both in a chamber environment and in a refrigerator,  
192 after twelve months of storage (Oliveira et al., 2017).

193 In the analysis of lipid peroxidation, it showed a significant isolated effect, only for the  
194 storage period. In terms of thiobarbituric acid reactive substances, there was an increase in the  
195 concentration of malonaldehyde up to 240 days of storage and, after this period, the values  
196 decreased (Figure 3B). Probably the decrease in the level of malonaldehyde was due to the  
197 reduction in the content of unsaturated fatty acid, which is the precursor of this reaction (Bewley



198 et al., 2013). When lipid peroxidation occurs at the cell membrane level, it affects permeability,  
199 promoting the loss of solutes to the environment, thus causing a reduction in seed viability  
200 (Herbele et al., 2019).

201 Lipid peroxidation is used in several studies as one of the main indicators of seed  
202 deterioration, promoting amino acid degradation (Afzal et al., 2020; Moller et al., 2020). Thus, it is  
203 understood that there should be a correlation between these variables. However, such a  
204 relationship was not verified in this experiment because as the concentrations of malonaldehyde  
205 increased, there was an increase in the amino acid level (Figures 3B and 4D). The lack of  
206 correlation between lipid peroxidation and loss of seed quality was also observed by Borges et al.  
207 (2015) with *Melanoxylon brauna* Schott stored seeds. These results indicated that the reduction in  
208 seed viability would be associated with other biochemical processes.

209 Similar to the results of neutral lipids and peroxidation, the concentrations of total soluble  
210 sugars (Figure 4A) and reducing sugars (Figure 4B) also showed significant differences for the  
211 isolated factor of storage period. There was an accumulation of total soluble sugars up to 180  
212 storage days (59.1  $\mu\text{mol}$  of Gli  $\text{gMF}^{-1}$ ) and, soon after this period, the behavior was marked by  
213 reduction, with an increase in the levels of reducing sugars until storage was completed. Similar  
214 results were found in *Jatropha curcas* L. seeds, whose total soluble sugar content increased up to  
215 180 storage days, followed by a marked reduction until the end of the 265-day period  
216 (Moncaleano-Escandon et al., 2013).

217 During the seed deterioration process, when there is a decrease in the content of total  
218 soluble sugars, there is an increase in the levels of reducing sugars. As a result, there are losses in  
219 the capacity to use carbohydrates, affecting the mobilization of reserve tissues for the embryonic  
220 axis, with a vigor decline (Marcos-Filho, 2015). In research by Felix et al. (2020) with *Pityrocarpa*  
221 *moniliformis* seeds, the authors found that the quality loss of seeds stored in a growth chamber  
222 for 360 days may be related to the accumulation of reducing sugars.

223           Regarding the starch content, there was a significant effect for the isolated factor of storage  
224 period. The linear decline in this polysaccharide content was verified over the storage period  
225 (Figure 4C). However, diverging from this result it was found that the starch content in the seeds  
226 of *Moringa oliifera* (Oliveira et al, 2017) and *Pityrocarpa moniliformis* (Felix et al., 2020) had no  
227 significant changes throughout the storage periods. Considering that "mofumbo" seeds have their  
228 metabolism active, it certainly provided greater amylase activity. As a result, there was cleavage of  
229 carbohydrates, while the starch was broken down to maintain the stock of soluble sugars and be  
230 used as a respiratory substrate (Marcos-Filho, 2015).

231           Amino acid concentrations in "mofumbo" seeds had a significant effect for the two isolated  
232 factors, and seeds stored in a natural environment resulted in greater amounts (Table 3). The  
233 increase in amino acid content was verified up to 180 days of storage and, from then on, there  
234 was a sharp decline until the end of the 360 days (Figure 4D). Thus, it is assumed that this increase  
235 in amino acid content during the storage period of the seeds is related to the increase in  
236 proteolytic activity, with the likely occurrence of deterioration reactions in reserve proteins (Pádua  
237 et al., 2019). On the other hand, the decrease is linked to the occurrence of the Maillard reaction,  
238 considering that it is characterized by the non-enzymatic attack on amine groups by reducing  
239 sugars (Veselova et al., 2015).

240           Comparing the results of reducing sugars (Figure 4B) and amino acids (Figure 4D), there is an  
241 association between the data, which consequently culminated in the reduction of seed vigor. The  
242 accumulation of amino acids was also verified in *Jatropha curcas* seeds, stored for 12 months, in  
243 natural and refrigerated environments (Moncaleano-Escandon et al., 2013). On the other hand,  
244 the amino acid content remained unchanged throughout the storage period of *Moringa oleifera*  
245 seeds, regardless of the environmental condition (Oliveira et al., 2017).

246           Regardless of the environmental storage condition of "mofumbo" seeds, the physiological  
247 variables of germination, germination speed index, seedling length and total dry mass had slow

248 decreases from the first 30 storage days, showing loss of vigor due to the time. Biochemical  
249 evaluations of neutral lipids, lipid peroxidation, total soluble sugars and total amino acids are good  
250 indicators of vigor reduction of "mofumbo" seeds, especially after 180 storage days.

## 251 **Conclusions**

252 Storing "mofumbo" seeds for 360 days reduce viability, being more pronounced after 180  
253 days, regardless of the storage environment.

254 The storage of "mofumbo" seeds in a natural environment maintains the vigor for 180  
255 days, resulting in less lipid degradation. After this period, the reduction is associated with the  
256 attack of reducing sugars on amino acids.

257

Optional

258

**Acknowledgements**

259

260

261

262

263

264

265

266

267

268

269

270

271

272

273

274

275

276

- 278 ABBADE, L.C.; TAKAKI, M. Biochemical and physiological changes of *Tabebuia roseoalba* (ridl.)  
279 sandwith (bignoniaceae) seeds under storage. *Journal of Seed Science*, v.36, n.1, p.100-107, 2014.  
280 <https://doi.org/10.1590/S2317-15372014000100013>
- 281 AFZAL, I.; JAFFAR, I.; ZAHID, S.; REHMAN, H.U.; BASRA, S. M. A. Physiological and biochemical  
282 changes during hermetic storage of *Moringa oleifera* seeds. *South African Journal of Botany*, v.129,  
283 p.435-441, 2020. <http://dx.doi.org/10.1016/j.sajb.2019.11.011>
- 284 BARROSO, G.M.; AMORIM, M.P.; PEIXOTO, A.L.; ICHASO, C.L.F. Frutos e sementes: morfologia  
285 aplicada à sistemática de dicotiledôneas. Viçosa, MG: UFV, 2004. 444p.
- 286 BEWLEY, J.D.; BRADFORD, K.J.; HILHORST, H.W.M.; NONOGAKI, H. *Seeds: physiology of*  
287 *development, germination and dormancy*. 3 ed. New York: Springer Science and Business Media,  
288 p.407, 2013.
- 289 BILAL, M.S.; ABIDI, A.B. Physiological and biochemical changes during seed deterioration: a review.  
290 *International Journal of Recent Scientific Research*, v.6, n.4, p.3416-3422, 2015.  
291 <http://www.recentscientific.com/sites/default/files/2185.pdf>
- 292 BORGES, E.E.L.; FLORES, A.V.; ATAÍDE, G.M.; MATOS, A.C.B. Alterações fisiológicas e atividade  
293 enzimática em sementes armazenadas de *Melanoxylon brauna* Schott. *Cerne*, v.21, n.1, p.75-81,  
294 2015. <http://doi.org/10.1590/01047760201521011569>
- 295  
296 BRASIL. Ministério da Agricultura, Pecuária e Abastecimento. *Regras para análise de sementes*.  
297 *Ministério da Agricultura, Pecuária e Abastecimento*. Secretaria de Defesa Agropecuária. Brasília:  
298 MAPA/ACS, 2009. 399p. [https://www.gov.br/agricultura/ptbr/assuntos/insumos-](https://www.gov.br/agricultura/ptbr/assuntos/insumos-agropecuarios/arquivos-publicacoes-insumos/2946_regras_analise_sementes.pdf)  
299 [agropecuarios/arquivos-publicacoes-insumos/2946\\_regras\\_analise\\_sementes.pdf](https://www.gov.br/agricultura/ptbr/assuntos/insumos-agropecuarios/arquivos-publicacoes-insumos/2946_regras_analise_sementes.pdf)
- 300 CAVALCANTI, P.M.S; MARTINS, M.C.C.; NUNES, P.H.M.; ALVES FILHO, F.C.; SILVA, J.D.P.;  
301 CAVALCANTI, S.M.G. Antidiarrheal effect of extract from the bark of *Combretum leprosum* in mice.  
302 *Annals of the Brazilian Academy of Science*, v.91, n.1, e20170932, 2019.  
303 <https://doi.org/10.1590/0001-3765201820170932>
- 304 FELIX, F.C.; OLIVEIRA, D.F.A.; FERRARI, C.S.; VOIGT, E.L.; PACHECO, M.V. Loss of viability and vigour  
305 in the course of short-term storage of *Pityrocarpa moniliformis* seeds cannot be attributed to  
306 reserve degradation. *New Forests*, v.51, p.1-12, 2020. [https://doi.org/10.1007/s11056-020-09792-](https://doi.org/10.1007/s11056-020-09792-4)  
307 [4](https://doi.org/10.1007/s11056-020-09792-4)
- 308 FOTOUO-M, H., TOIT, E.S.; ROBBERTSE, P.J. Effect of storage conditions on *Moringa oleifera* Lam.  
309 seed oil: biodiesel feedstock quality. *Industrial Crops and Products*, v.82, p.80-86, 2016.  
310 <https://doi.org/10.1016/j.indcrop.2016.01.032>
- 311 FU, Y.B.; AHMED, Z.; DIEDERICHSEN, A. Towards a better monitoring of seed ageing under ex situ  
312 seed conservation. *Conservation Physiology*, v.3, p.1-16, 2015.  
313 <https://doi.org/10.1093/conphys/cov026>
- 314 GOMES-COSTA, G.A.; AGRA, M.F. *Combretum leprosum*. In: CORADIN, L.; CAMILLO, J.; PAREYN,  
315 F.G.C. *Espécies nativas da flora brasileira de valor econômico atual ou potencial: plantas para o*

- 316 futuro, região Nordeste. Brasília: Ministry of Environment/Biodiversity Secretariat, 2018. p. 875-  
317 880
- 318 GUEDES, R.B.; ALVES, E.U.; GONÇALVES, E.P.; VIANA, J.S.; FRANÇA, P.R.C.; SANTOS, S.S. Qualidade  
319 fisiológica de sementes armazenadas de *Amburana cearensis* (Allemão) A.C. Smith. *Semina:  
320 Ciências Agrárias*, v.31, n.2, p.331-342, 2010.  
321 <https://www.redalyc.org/pdf/4457/445744096006.pdf>
- 322 GUEDES, R.S.; ALVES, E.U.; MELO, P.A.F.R.; MOURA, S.S.S.; SILVA, R.S. Storage of *Tabebuia caraiba*  
323 (Mart.) Bureau seeds in different packaging and temperatures. *Revista Brasileira de Sementes*,  
324 v.34, n.3 p.433-440, 2012. <https://doi.org/10.1590/S0101-31222012000300010>
- 325 HEATH, R.L.; PACKER, L. Photo peroxidation in isolated chloroplasts. I. Kinetics and stoichiometry  
326 of fatty acid peroxidation. *Archives of Biochemistry and Biophysics*, v.125, n.1, p.189-198, 1968.  
327 [https://doi.org/10.1016/0003-9861\(68\)90654-1](https://doi.org/10.1016/0003-9861(68)90654-1)
- 328 HERBELE, E.; ARAÚJO, E. F.; LACERDA FILHO, A.D.; CECON, P.R.; ARAÚJO, R.F.; AMARO, H.T.R.  
329 Qualidade fisiológica e atividade enzimática de sementes de milho durante o armazenamento.  
330 *Revista de Ciências Agrárias*, v.42, n.3, p.657-665, 2019. <https://doi.org/10.19084/rca.17283>
- 331 KIJOWSKA-OBERC, J.; STASZAK, A.M.; RATAJCZAK, E. Climate change affects seed aging? Initiation  
332 mechanism and consequences of loss of forest tree seed viability. *Trees*, [S.L.], p. 1-10, 2021.  
333 <http://dx.doi.org/10.1007/s00468-020-02072-w>
- 334 KRZYZANOWSKI, F.C.; FRANÇA-NETO, J.B.; GOMES-JUNIOR, F.G.; NAKAGAWA, J. Teste de vigor  
335 baseados em desempenho de plântulas. In: KRZYZANOWSKI, F.C.; VIEIRA, R.D.; FRANÇA-NETO, J.B.;  
336 MARCOS-FILHO, J. *Vigor de sementes: conceitos e testes*. Londrina: ABRATES, 2020. p.80-140.
- 337 LEAL, C.C.P.; TORRES, S.B., DANTAS, N.B.L.; AQUINO, G.S.M.; ALVES, T.R.C. Water stress on  
338 germination and vigor of 'mofumbo' (*Combretum leprosum* Mart.) seeds at different  
339 temperatures. *Revista Ciência Agronômica*, v.51, n.1, e20186357, 2020.  
340 <https://doi.org/10.5935/1806-6690.20200013>
- 341 MARCOS-FILHO, J. *Fisiologia de sementes de plantas cultivadas*. Londrina: ABRATES, 2015. 660p.
- 342 MILLER, G.L. Use of dinitrosalicylic acid reagent for determination of reducing sugar. *Analytical  
343 Chemistry*, n.31, p.426, 1959. <https://doi.org/10.1021/ac60147a030>
- 344 MØLLER, I.M.; IGAMBERDIEV, A.U.; BYKOVA, N.V.; FINKEMEIER, I.; RASMUSSEN, A. G.;  
345 SCHWARZLÄNDER, M. Matrix redox physiology governs the regulation of plant mitochondrial  
346 metabolism through post-translational protein modifications. *The Plant Cell*, v.32, n.3, p.573-594,  
347 2020. <https://doi.org/10.1105/tpc.19.00535>
- 348 MONCALEANO-ESCANDON, J.; SILVA, B.C.F.; SILVA, S.R.S.; GRANJAB, J.A.A.; ALVESC, M.C.J.L.;  
349 POMPELLI, M.F. Germination responses of *Jatropha curcas* L. seeds to storage and aging. *Industrial  
350 Crops and Products*, v.44, p.684-690, 2013. <https://doi.org/10.1016/j.indcrop.2012.08.035>
- 351 MORRIS, D.L. Quantitative determination of carbohydrates with dreywood's anthrone reagent.  
352 *Science*, v.107, n.2775, p.254-255, 1948. <https://doi.org/10.1126/science.107.2775.254>

353 OLIVEIRA, A.C.C. *Flora e estrutura de remanescente de floresta estacional decidual em presidente*  
354 *Juscelino*, Diamantina: UFVJM, 2012. 75p.

355 OLIVEIRA, D.F.A.; MELO S.M.B.; AVELINO, A.P.; MACEDO, C.E.C.; PACHECO, N.V.; VOIGT, E.L. The  
356 deterioration of *Moringa oleifera* Lam. seeds in the course of storage involves reserve  
357 degradation. *Acta Physiologiae Plantarum*, v.39, n.12, p.269-269, 2017.  
358 <https://doi.org/10.1007/s11738-017-2572-9>  
359

360 OLIVEIRA, F.T.G.; VITÓRIA, R.Z.; POSSE, S.C.P.; ARANTES, S.D.; SCHMILDT, O.; VIANA, A.;  
361 MALIKOUSKI, R.G.; BARROS, B.L.A. Qualidade fisiológica de sementes de aroeira em função das  
362 condições de armazenamento. *Nucleus*, v.15, n.2, p.567-574, 2018.  
363 <https://doi.org/10.3738/1982.2278.2959>  
364

365 OLIVEIRA, M.C.; OGATA, R.S.; ANDRADE, G.A.; SANTOS, D.S.; SOUZA, R.M.; GUIMARÃES, T.G.;  
366 SILVA JÚNIOR, M.C.; PEREIRA, D.J.S.; RIBEIRO, J.F. *Manual de viveiro e produção de mudas:*  
367 *espécies arbóreas nativas do Cerrado*. Brasília: Editora Rede de Sementes do Cerrado, 2016. 124p.

368 PACHECO, M.V.; ARAÚJO, F.S.; FERRARI, C.S.; BRUNO, R.L.A. Germinação de sementes de  
369 *Combretum leprosum* Mart. *Revista Caatinga*, v.27, n.1, p.154-162, 2014.  
370 <https://www.redalyc.org/pdf/2371/237130153019.pdf>  
371

372 PÁDUA, G.V.G.; OLIVEIRA, D.F.A.; FELIX, F.C.; MACEDO, C.E.C.; VOIGT, E.L.; FERRARI, C.S.;  
373 PACHECO, V.M. Alterações fisiológicas e bioquímicas de sementes de *Acacia mangium* Willd.  
374 durante o armazenamento. *Revista de Ciências Agrárias*, v.42, n.4, p.1000-1009, 2019.  
375 <https://doi.org/10.19084/rca.17552>

376 PEOPLES, O.P.; SINSKEY, A.J. Poly-p-hydroxybutyrate biosynthesis in *alcaligenes eutrophus* H16.  
377 *The Journal of Biological Chemistry*, v.264, n.26, p.15293-15297, 1989.  
378 <https://www.jbc.org/content/264/26/15293.full.pdf>

379 PRIESTLEY, D.A. *Seed aging*. Ithaca: Cornell University Press, 1986. 304p.

380 RIBEIRO, R.T.M.; MARQUET, N.; LOIOLA, M.I.B. *Combretaceae in flora do Brasil 2020*. Rio de  
381 Janeiro Botanical Garden. Available at:  
382 <<http://floradobrasil.jbrj.gov.br/reflora/floradobrasil/FB6906>>. Access on: mar. 09 2021

383 SILVA, F. A. S. ASSISTAT: Version 7.7 beta. DEAG-CTRN-UFCG – Updated on October 04, 2015.

384 SILVA-FILHO, C.J.A.; FREITAS, P.G.C.; OLIVEIRA, F.C.E.; BARBOSA, F.G.; OLIVEIRA, M.C.F.; ELOY, J.O.;  
385 PESSOA, C.; MAFEZOLI, J. Nanoencapsulation of triterpene 3 $\beta$ ,6 $\beta$ ,16 $\beta$ -trihydroxylup-20(29)-ene  
386 from *Combretum leprosum* as strategy to improve its cytotoxicity against cancer cell lines.  
387 *Bioorganic & Medicinal Chemistry Letters*, v.30, n.20, e127469, 2020.  
388 <https://doi.org/10.1016/j.bmcl.2020.127469>

389 SMITH, H.M.; SAMACH, A. Constraints to obtaining consistent annual yields in perennial tree  
390 crops. I: Heavy fruit load dominates over vegetative growth. *Plant Science*, v.207, p.158-167, 2013.  
391 <https://doi.org/10.1016/j.plantsci.2013.02.014>

392 SOUSA, E.M. *Caracterização ecofisiológica de sementes de espécies lenhosas da Caatinga*. Natal:  
393 UFRN, 2013. 41p.

394 SOXHLET, F. Die gewichtsanalytische bestimmung des milchfettes. *Dingler's Polytechnisches*  
395 *Journal*, v.232, p.461-465, 1879. <http://dingler.culture.hu-berlin.de/article/pj232/ar232136>

396 VESELOVA, T.V.; VESELOVSKY, V.A.; OBROUCHEVA, N.V. Deterioration mechanisms in air-dry pea  
397 seeds during early ageing. *Plant Physiology and Biochemistry*, v.87, p.133-139, 2015.  
398 <https://doi.org/10.1016/j.plaphy.2014.12.019>

399 YEMM, E.W.; WILLIS, A.J. The estimation of carbohydrates in plant extracts by anthrone.  
400 *Biochemical Journal*, v.57, p.508-514, 1954. <https://doi.org/10.1042/bj0570508>

401  
402  
403  
404  
405  
406  
407  
408  
409  
410  
411  
412  
413  
414  
415  
416  
417  
418  
419  
420  
421  
422  
423  
424  
425  
426  
427  
428  
429  
430  
431  
432  
433  
434  
435  
436  
437  
438  
439  
440  
441

442 Table 1. Water content (%) of "mofumbo" seeds stored in natural environments and climatized  
 443 chamber for 360 days.

Environment	Days						
	0	60	120	180	240	300	360
Natural	11.5	11.4	11.2	11.3	11.3	11.2	11.2
Climatized chamber	11.5	11.2	11.1	11.0	11.1	11.1	11.1

451 Table 2. Mean values of dry mass of "mofumbo" seedlings due to the storage environment.

Environment	Seedling dry mass (g)
Natural	0.30 a
Climatized chamber	0.28 b

452 \*significant at 5% probability by the F Test.

453

454

455

456

457 Table 3. Mean values of total free amino acids of "mofumbo" seeds due to the storage  
 458 environment.

Source of variation	Mean ( $\mu\text{mol g}^{-1}$ MF)
Natural	8.77 a
Climatized chamber	7.31 b

459 \*\*significant at 1% probability by the F Test.

460

461

462

463

464

465

466

467

468

469

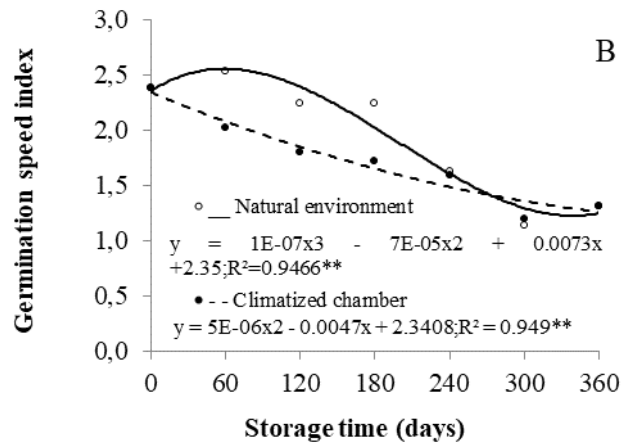
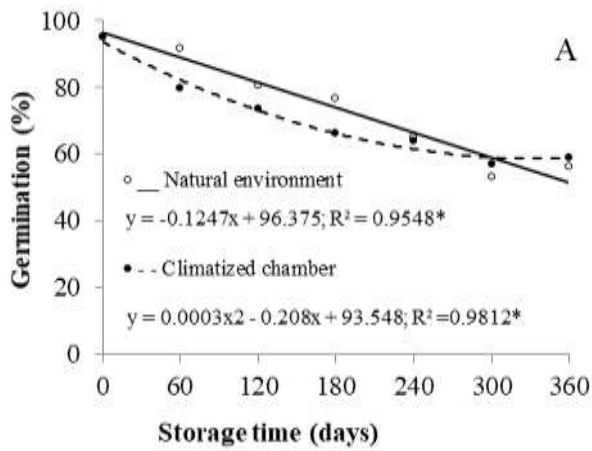
470



471

472

Figures: 300 dpi, Calibri font, preferably editable

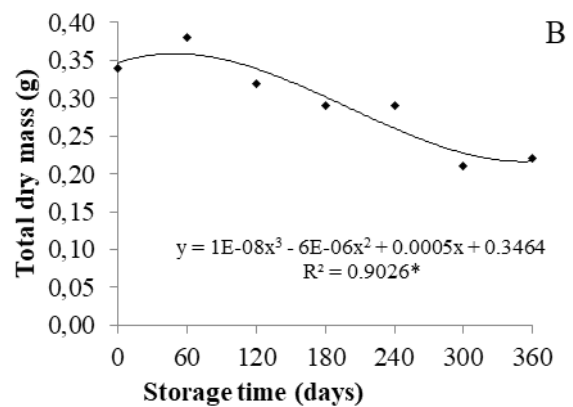
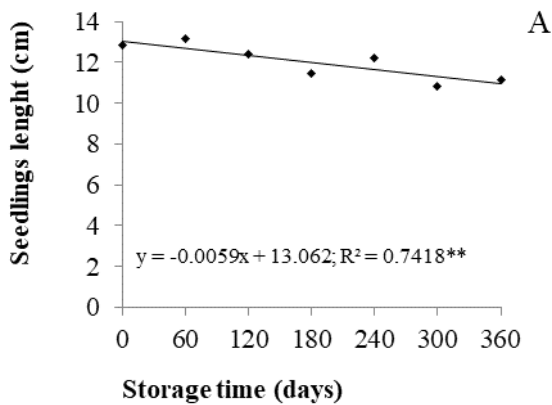


473

474 \*, \*\* - Significant at  $p \leq 0.05$  and  $p \leq 0.01$ , respectively, by the F test.

475 Figure 1. Germination (A) and germination speed index (B) of "mofumbo" seeds as due to the

476 environment and storage periods.



477

478 \*, \*\* - Significant at  $p \leq 0.05$  and  $p \leq 0.01$ , respectively, by the F test.

479 Figure 2. Seedling length (A) and total dry mass of "mofumbo" seedlings (B) due to the storage  
480 periods.

481

482

483

484

485

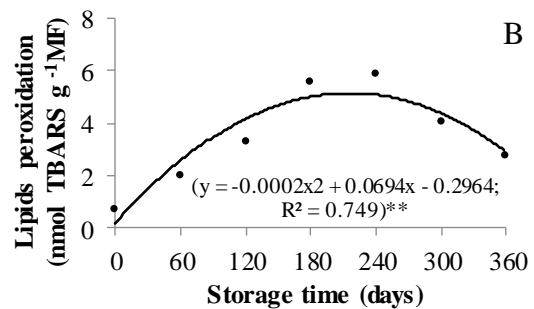
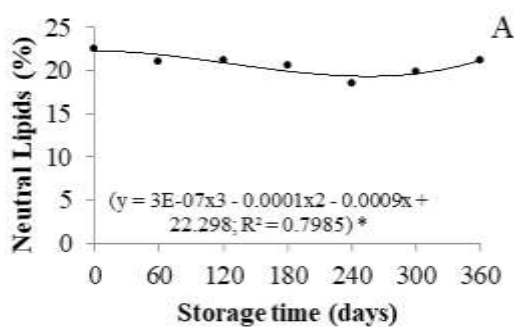
486

487

488

489

490



491

492 \*, \*\* - Significant at  $p \leq 0.05$  and  $p \leq 0.01$ , respectively, by the F test.

493 Figure 3. Neutral lipids (A) and lipid peroxidation (B) of "mofumbo" seeds due to the storage  
494 periods.